

EAST GOSHEN MUNICIPAL AUTHORITY

August 11, 2014

Monday 7:00 PM

1. CALL TO ORDER/PLEDGE OF ALLEGIANCE/MOMENT OF SILENCE
 - a. Ask if anyone will be taping the meeting?

2. CHAIRMAN’S REPORT/OTHER MEMBERS REPORTS

3. SEWER REPORTS
 - a. Director of Public Works Report
 - b. Pennoni Engineer’s Report
 - c. Big Fish Environmental Inc. Report with DMR’s June and July
 - d. East Goshen Township Flows for July 2014

3. APPROVAL OF MINUTES
 - a. July 14, 2014
 - b. July 21, 2014 – Special Meeting

4. APPROVAL OF INVOICES

a. Pennoni	Invoice #599630	\$ 476.75
b. Pennoni	Invoice #599632	\$ 141.25
c. Pennoni	Invoice #599633	\$ 28.25
d. Pennoni	Invoice #601105	\$1,208.75
e. Pennoni	Supplemental Funds Request #2	
f. Gawthrop	Invoice #122295	\$ 80.00

5. LIAISON REPORTS
6. FINANCIAL REPORTS
 - a. July 2014 Report

7. OLD BUSINESS

8. GOALS
 - a. Review current mission statement and provide the Board of Supervisors with changes, if needed – June 1, 2014 May 8 – The MA does not have a current mission statement. A first draft included in the packet. June 9 – Changed “lease” to “leasee”. Mission Statement approved by MA on June 9 - **Completed**

 - b. Submit an article for each newsletter – Due date for newsletter
Need by 1/31/14 – Dana **Completed**
Need by 4/30/14 – Jack **Completed**

Need by 7/1/14 - Kevin **Completed**

Need by 10/31/14

- c. Obtain PA DEP approval for the Act 537 Plan revision for the Reservoir Road Pump Station – December 31, 2014 **May 8 - Revisions submitted to EGMA, EGPC, WGSTP, CCHD, and CCPC July 14 – BOS scheduled to adopt resolution at their meeting on August 19**
- d. Develop a recommendation on covers for the SBRs – August 1, 2014 **May 8 – Draft memo distributed. June 9 – Final memo in packet - Completed**
- e. Attend West Goshen Meetings quarterly – more often if needed.
 - 1st Quarter (March) – Jack- **Completed**
 - 2nd Quarter (June) – Ed- **Completed**
 - 3rd Quarter (September) Ed
 - 4th Quarter (December)
- f. Respond to capacity requests in 45 days or less.
211 Ellis Lane – 1 EDU existing house, 195 Wyllpen Place – 1 EDU existing house, 3 Lucas Lane – 44 EDUs.
- g. Continue to implement I & I Plan April 14 – Status Report received
- h. Operate RCSTP in compliance with NPDES Permit
January, February, March, May, June, **July**

9. NEW BUSINESS

10. CAPACITY REQUESTS

11. ANY OTHER MATTER

12. CORRESPONDENCE AND REPORTS OF INTEREST

13. PUBLIC COMMENT

14. ADJOURNMENT

EAST GOSHEN MUNICIPAL AUTHORITY
EAST GOSHEN TOWNSHIP
1580 PAOLI PIKE, WEST CHESTER, PA 19380-6199

August 8, 2014

To: Municipal Authority
From: Mark Miller
Re: July 2014 Monthly Report

Meters: All meters were read on a daily basis. We were finally able to install the portable flow meters at the location's that Mike Ellis had suggested.

C.C. Collection: We cleaned and televised 11,200 feet of sewer lines in July. The pumps that we pulled were rebuilt by Deckmen Electric and put back on the shelves. Pumping stations were visited on a daily basis with no problems to report.

R.C. Collection: The Hunt Country pump station was visited on a routine basis. We cleaned and televised 12,800 feet of pipe, several sags were found and two sections of pipe were crushed. We replaced 180 feet of 8" pipe.

R.C. Plant: The emergency generator was utilized several times this month at the plant and the pumping station's.

Alarms: We responded to 15 alarms for the month of July.

PA One Calls: We received 97 PA One calls in July.

Emergency Call: 17 emergency call outs for the month of July, two were for lateral blockages, the rest were alarms due to the storms.



MEMORANDUM

TO: East Goshen Municipal Authority Board
Rick Smith, Township Manager

FROM: Michael Ellis, P.E.
Authority Engineer

DATE: August 7, 2014

SUBJECT: Engineer's Report

Invoices

- Invoices with summaries are provided under separate cover.

Reservoir Road Pump Station Act 537 Plan

- We prepared updated hard and electronic copies of the Act 537 Plan for public review. The 30-day public comment period began on July 14 and will end on August 14.
- We received Act 537 Plan review forms from the Chester County Planning Commission and an approval letter from the West Goshen Sewer Authority. The only outstanding agency consistency review is from West Goshen Township Planning Commission. Reviews were due by July 9.
- It is our understanding that Conestoga-Rovers & Associates resubmitted revised plans to USFWS around July 10 to address their bog turtle protection comments at the Chester Creek crossing. We are awaiting USFWS approval.
- We notified the Township of an open grant application from PA DCED that funds Act 537 Plans, for which this project would be eligible.
- Tentative Act 537 Planning schedule:

Estimated Date

- End 30-Day Public Comment Period..... August 14, 2014
- USFWS Bog Turtle Habitat Formal Approval by August 21, 2014?
- East Goshen Township Adoption August 19, 2014
- Submission to PADEP August 22, 2014
- PADEP Review and Approval (120 days)..... December 21, 2014

Reserve Pump Station Elimination

- The contractor was notified that grass is not growing in well in the former driveway location. We are still awaiting resubmission of as-built plans with surveyed manhole elevations also. The contractor responded that as-built plans will be submitted and additional topsoil and seed will be placed by August 14.

New Sewer Connections

- We reviewed the final revised design plans and report submission for a new private wastewater pump station for Acero Precision at 1340 Enterprise Drive and issued a final comment letter.
- We reviewed shop drawings for the sanitary sewer extension at Sunny Ridge Farm (Cornwallis Drive) and communicated comments and revisions with the developer's contractor.



Monthly Operations Report: June 2014

Treatment Process Operation

During May 2014, there were no exceedances of the final effluent discharge limitations for outfall 001 and no discharge from Outfall 002. Table 1 illustrates the final effluent composite sample data reported for the May 2014 eDMR.

Table 1

May 2014 - Final Effluent - Out Fall 001											
NPDES Permit Discharge Limitations	Flow	CBOD ₅		TSS		NH ₄ -N		Phosphorus, Total , mg/L		Fecal Coliform	
	MGD Average	mg/L	lbs/ month	mg/L	lbs/ month	mg/L	lbs/ month	mg/L	lbs/ month	Geo Mean	Geo Mean
	0.75	20	125	21	131	7	44	0.5	3	200	1,000
	Instantaneous Maximum	40		42							
Sample Date											
May 6, 2014	0.475	5.2	20.6	6	24	1.23	4.87	0.32	1.27	2	0.3010
May 13, 2014	0.480	3.7	14.8	6	24	1.89	7.57	0.20	0.80	1	0.0000
May 20, 2014	0.353	3.2	9.42	7	21	2.50	7.36	0.27	0.79	3	0.4771
May 27, 2014	0.430	2.0	7.17	10	36	2.03	7.28	0.23	0.82	1	0.0000
Average	0.435	3.5	13.0	7	26	1.913	6.77	0.26	0.92	2	0.1945
Minimum	0.353	2.0	7.2	6	21	1.230	4.87	0.20	0.79	1	0.0000
Maximum	0.480	5.2	20.6	10	36	2.500	7.57	0.32	1.27	3	0.4771

The monthly average total phosphorus concentration was 0.26 mg/L as compared to the discharge limitation of 0.5 mg/L. During the month, the final effluent total phosphorus concentration discharged ranged from 0.20 mg/L to 0.32 mg/L with an average of 82.6 gallons per day of aluminum sulfate solution.

There was no discharge to Applebrook, Outfall 002, during May 2014.

Table 2 illustrates the influent wastewater pollutant loadings for May 2014. The influent loadings remained within the treatment facility design loadings.



Table 2

May 2014 - Influent Wastewater											
Design Basis	Flow	BOD ₅		TSS		NH ₄ -N		TKN, mg/L		Phosphorus, Total, mg/L	
		mg/L	lbs/day	mg/L	lbs/day	mg/L	lbs/day	mg/L	lbs/day	mg/L	lbs/day
	MGD Average	335	2,098	320	2,001	32	200	48	301	9.1	57
Sample Date											
May 6, 2014	0.469	67.9	266	148	579	23.0	90	33.5	131	3.7	14
May 13, 2014	0.436	280	1,096	168	657	29.9	117	38.2	149	4.0	16
May 20, 2014	0.309	212	830	202	791	29.0	113	37.4	146	5.3	21
May 27, 2014	0.426			160	626	15.7	61	36.9	144	6.0	23
Average	0.410	187	730	170	663	24.4	95	36.5	143	4.8	19
Minimum	0.309	68	266	148	579	15.7	61	33.5	131	3.7	14
Maximum	0.469	280	1096	202	791	29.9	117	38.2	149	6.0	23

*The influent sample for May 27th was not reported due to a laboratory test error.

Table 3 presents the final effluent data for the month of June 2014. There were no exceedances of the permitted limitations for the month of June.

Table 3

June 2014 - Final Effluent - Out Fall 001											
NPDES Permit Discharge Limitations	Flow	CBOD ₅		TSS		NH ₄ -N		Phosphorus, Total, mg/L		Fecal Coliform	
		mg/L	lbs/month	mg/L	lbs/month	mg/L	lbs/month	mg/L	lbs/month	Geo Mean	Geo Mean
	MGD Average	20	125	21	131	2.5	44	0.5	3	200	1,000
	Instantaneous Maximum	40		42							
Sample Date											
June 3, 2014	0.412	4.4	15.1	5	17	0.42	1.43	0.56	1.92	2	0.3010
June 10, 2014	0.461	2.0	7.7	4	15	0.18	0.69	0.32	1.23	1	0.0000
May 17, 2014	0.347	2.0	5.79	3	9	0.29	0.85	0.10	0.29	1	0.0000
June 25, 2014	0.337	2.9	8.15	5.0	14	0.30	0.84	0.12	0.34	1	0.0000
Average	0.389	2.8	9.2	4	14	0.297	0.95	0.28	0.95	1	0.0753
Minimum	0.337	2.0	5.8	3	9	0.180	0.69	0.10	0.29	1	0.0000
Maximum	0.461	4.4	15.1	5	17	0.415	1.43	0.56	1.92	2	0.3010



During June 2014, 138,800 gallons were discharged to Applebrook on June 30th.

The influent wastewater pollutant concentrations and loading entering the wastewater treatment facility remained within the design concentrations and loadings. Composite samples are collected at the influent doghouse manhole and influent wet well. The influent flow meter reading is collected from the influent flow meter located prior to the Screening Building, excluding the internal recycle flows.

Table 4 presents the available pollutant data for the influent wastewater collected at the doghouse manhole.

Table 4

June 2014 - Influent - Out Fall 001											
NPDES Permit Discharge Limitations	Flow	CBOD ₅		TSS		NH ₄ -N		Phosphorus, Total , mg/L		Fecal Coliform	
	MGD Average	mg/L	lbs/	mg/L	lbs/	mg/L	lbs/	mg/L	lbs/	Geo	Geo
	0.75	20	125	21	131	2.5	44	0.5	3	200	1,000
	Instantaneous	40		42							
Sample Date											
#REF!	0.412	4.4	15.1	5	17	0.42	1.43	0.56	1.92	2	0.3010
#REF!	0.461	2.0	7.7	4	15	0.18	0.69	0.32	1.23	1	0.0000
#REF!	0.347	2.0	5.79	3	9	0.29	0.85	0.10	0.29	1	0.0000
#REF!	0.337	2.9	8.15	5.0	14	0.30	0.84	0.12	0.34	1	0.0000
Average	0.389	2.8	9.2	4	14	0.297	0.95	0.28	0.95	1	0.0753
Minimum	0.337	2.0	5.8	3	9	0.180	0.69	0.10	0.29	1	0.0000
Maximum	0.461	4.4	15.1	5	17	0.415	1.43	0.56	1.92	2	0.3010

Sequencing batch reactors (SBRs) numbered 1, 3 and 4 were in service during the month of June.

Process monitoring of each SBR included ammonia as N, nitrite as N, Nitrate as N, COD, SSV, MLSS and total phosphorus. Foam concentrations remain stable during the month of June. Adjustments to the treatment process to maintain the the lower MLSS concentrations and F:M ratios within the target range of 0.045 to 0.06 were ongoing during the month.



Daily monitoring of the influent and final effluent 24-hour composites samples for total phosphorus is ongoing. Daily analysis of the final effluent flow equalization grab sample is total phosphorus is ongoing.

Addition of aluminum sulfate solution to the SBRs to assist with phosphorus removal continued. The volume of aluminum sulfate solution to the SBRs was increased from a daily average of 82.6 gpd during May to 101 gpd during June to assist with total phosphorus removal. Increased aluminum sulfate dosages prior to filtration were increased during the month. The increase in alum addition resulted in an increase in soda ash addition. During May the daily average soda ash addition was 439 lbs/day as compared to the June daily average of 500 lbs/day.

SBR No. 2 remains out of service as a treatment unit.

The decanter for SBR 3 was occasionally observed as being slightly tilted within the water level.

Flow data:

May 2014			
Flow Meter Location	Total Volume for Month, MGD	Average Daily Flow, gpd	Daily Maximum Flow, gpd
Influent Wastewater to Screening Building	15.147	488,607	764,220
Influent Wastewater to SBRs	16.954	546,908	873,032
Internal Recycle	1.848	59,616	136,420
Treated Effluent to Disc Filters	16.547	533,761	913,056
Final Effluent Discharge	15.185	489,839	837,000
Applebrook Golf Course	0	0	0

Chemical Usage:

May 2014		
Chemical	Daily Average	Total Monthly
Soda Ash	439	13,600
Magnesium Hydroxide	0	0
Aluminum Sulfate solution	82.6	2,561
Polymer (centrifuge)	0.86*	14 gallons

*Fifteen (15) days of centrifuge operation



Solids Dewatering and Disposal: May 2014

Sludge Dewatering Summary	
Gallons of sludge dewatered	223,310 gallons
Average Dewatered Total Solids, %	19.7%
Wet Tons	33.7
Dry Tons	6.593
Number of dumpsters	4

**A total of four (4) dumpsters were filled and three (3) dumpsters were removed during May.*

During May, sludge wasting to the sludge holding tanks and decanting of the sludge holding tanks was ongoing. Process monitoring included pH, total alkalinity and total solids.

Sludge holding tank No. 1 was in service. The level at the beginning of the month was 7.44 feet and the level at the end of the month was 11.72 feet. The initial total solids concentration was 0.62% and ended the month as 0.73% total solids. The average pH concentration was 7.30 S.U. and total alkalinity of 386 mg/L. No supernatant was decanted during the month. A total of 1,000 pounds of soda ash were added during the month for pH adjustment.

Sludge holding tank No. 2 was in service. The level at the beginning of the month was 14.39 feet and the level at the end of the month was 13.99 feet. The initial total solids concentration were 0.97% and ended the month as 0.80% total solids. The average pH concentration was 7.38 S.U. and total alkalinity of 490 mg/L. 83,626 gallons of supernatant were decanted during the month. A total of 100 pounds of soda ash were added during the month for pH adjustment.

Significant Storm/Hydraulic Loading Events

None were experienced past May 2, 2014.

Minor Repairs and Preventative Maintenance

No minor repairs or preventative maintenance was performed during June 2014.



Monthly Operations Report: July 2014

Treatment Process Operation

During June 2014, there were no exceedances of the final effluent discharge limitations for outfall 001 and discharge from Outfall 002. The total phosphorus monthly average concentration of 0.28 mg/L as compared to the permitted limitation of 0.50 mg/L. Table 1 illustrates the final effluent composite sample data reported for the June 2014 eDMR. During the month, the final effluent total phosphorus concentration discharged ranged from 0.56 mg/L to <0.10 mg/L with a daily average of 101 gallon as compared to the month of May daily average of 83 gallons per day of aluminum sulfate solution.

Table 1

June 2014 - Final Effluent - Out Fall 001											
NPDES Permit Discharge Limitations	Flow	CBOD ₅		TSS		NH ₄ -N		Phosphorus, Total , mg/L		Fecal Coliform	
	MGD Average	mg/L	lbs/ month	mg/L	lbs/ month	mg/L	lbs/ month	mg/L	lbs/ month	Geo Mean	Geo Mean
	0.75	20	125	21	131	2.5	44	0.5	3	200	1,000
	Instantaneous Maximum	40		42							
Sample Date											
June 3, 2014	0.412	4.4	15.1	5	17	0.42	1.43	0.56	1.92	2	0.3010
June 10, 2014	0.461	2.0	7.7	4	15	0.18	0.69	0.32	1.23	1	0.0000
May 17, 2014	0.347	2.0	5.79	3	9	0.29	0.85	0.10	0.29	1	0.0000
June 25, 2014	0.337	2.9	8.15	5.0	14	0.30	0.84	0.12	0.34	1	0.0000
Average	0.389	2.8	9.2	4	14	0.297	0.95	0.28	0.95	1	0.0753
Minimum	0.337	2.0	5.8	3	9	0.180	0.69	0.10	0.29	1	0.0000
Maximum	0.461	4.4	15.1	5	17	0.415	1.43	0.56	1.92	2	0.3010

A total of 138,800 gallons of treated effluent was discharged to Applebrook, Outfall 002, on June 30, 2014.



Table 2 illustrates the influent wastewater pollutant loadings for June 2014. The influent loadings remained within the treatment facility design loadings.

Table 2

June 2014 - Influent Wastewater											
Design Basis	Flow	BOD ₅		TSS		NH ₄ -N		TKN, mg/L		Phosphorus, Total, mg/L	
		mg/L	lbs/day	mg/L	lbs/day	mg/L	lbs/day	mg/L	lbs/day	mg/L	lbs/day
	MGD Average	335	2,098	320	2,001	32	200	48	301	9.1	57
Sample Date											
June 3, 2014	0.435	99.6	362	232	842	33.2	121	46.9	170	4.1	15
June 10, 2014	0.486	110	399	192	697	34.7	126	54	196	4.9	18
May 17, 2014	0.432	147	534	72	261	31.9	116	34.8	126	6.1	22
June 25, 2014	0.347	249.0	904	212.0	770	31.7	115	40.3	146	4.9	18
Average	0.425	151	550	177	643	32.9	119	44.0	160	5.0	18
Minimum	0.347	100	362	72	261	31.7	115	34.8	126	4.1	15
Maximum	0.486	249	904	232	842	34.7	126	54.0	196	6.1	22

Table 3 presents the final effluent data for the month of July 2014. There are no anticipated exceedances of the permitted limitations for the month of July. Split sampling of the composite sample collected by Applied Laboratory Services (ALS) is ongoing for comparative analysis and daily results. The final effluent total phosphorus collected on July 22, 2014 appears to have a sampling or laboratory analysis error. The initial concentration reported is 2.1 mg/L whereas, all process monitoring, final effluent quality and comparative sample analysis indicates the concentration should be less than 0.5 mg/L. The laboratory was instructed to retest the sample as it remains within the 30 day holding period.



Table 3

July 2014 - Final Effluent - Out Fall 001											
NPDES Permit Discharge Limitations	Flow	CBOD ₅		TSS		NH ₄ -N		Phosphorus, Total , mg/L		Fecal Coliform	
	MGD Average	mg/L	lbs/ month	mg/L	lbs/ month	mg/L	lbs/ month	mg/L	lbs/ month	Geo Mean	Geo Mean
	0.75	20	125	21	131	7	44	0.5	3	200	1,000
	Instantaneous Maximum	40		42							
Sample Date											
July 1, 2014	0.270	2.0	4.5	8	18	0.16	0.36	0.20	0.45	1	0.0000
July 8, 2014	0.166	3.7	5.1	3	4	0.10	0.14	0.14	0.19	1	0.0000
July 15, 2014	0.199	3.0	4.98	2	3	0.12	0.19	0.37	0.61	1	0.0000
July 22, 2014	0.182							0.00			
July 29, 2014	0.214							0.17	0.30		
Average	0.206	2.9	4.9	4	8	0.126	0.23	0.22	0.31	1	0.0000
Minimum	0.166	2.0	4.5	2	3	0.100	0.14	0.14	0.00	1	0.0000
Maximum	0.270	3.7	5.1	8	18	0.160	0.36	0.37	0.61	1	0.0000

During July 2014, treated effluent was discharged to Applebrook continuously. The data is presented in Table 4.

Table 4

July 2014 - Applebrook - Out Fall 002											
NPDES Permit Discharge Limitations	Flow	CBOD ₅		TSS		NH ₄ -N		Phosphorus, Total , mg/L		Fecal Coliform	
	MGD Average	mg/L	lbs/ month	mg/L	lbs/ month	mg/L	lbs/ month	mg/L	lbs/ month	Geo Mean	Geo Mean
	0.75	20	125	21	131	7	44	0.5	3	200	1,000
	Instantaneous Maximum	40		42							
Sample Date											
July 1, 2014	0.1366	2.0	2.3	8	9	0.160	0.18	0.20	0.23	1	0.0000
July 8, 2014	0.1357	3.7	4.2	3	3	0.100	0.11	0.14	0.16	1	0.0000
July 15, 2014	0.1320	3.0	3.3	2	2	0.117	0.13	0.37	0.41	1	0.0000
July 22, 2014	0.1409										
July 29, 2014	0.1414							0.17	0.20		
Average	0.1373	0.0	3.3	4	5	0.126	0.14	0.22	0.25	1	0.0000
Minimum	0.1320	2.0	2.3	2	2	0.100	0.11	0.14	0.16	1	0.0000
Maximum	0.1414	3.7	4.2	8	9	0.160	0.18	0.37	0.41	1	0.0000



The influent wastewater pollutant concentrations and loading entering the wastewater treatment facility remained within the design concentrations and loadings. Composite samples are collected at the influent doghouse manhole and influent wet well. The influent flow meter reading is collected from the influent flow meter located prior to the Screening Building, excluding the internal recycle flows.

Table 5 presents the available pollutant data for the influent wastewater collected at the doghouse manhole during July.

Table 5

July 2014 - Influent Wastewater											
Design Basis	Flow	BOD ₅		TSS		NH ₄ -N		TKN, mg/L		Phosphorus, Total, mg/L	
		mg/L	lbs/day	mg/L	lbs/day	mg/L	lbs/day	mg/L	lbs/day	mg/L	lbs/day
	MGD Average	335	2,098	320	2,001	32	200	48	301	9.1	57
Sample Date											
July 1, 2014	0.397	297	983	312	1,033	29.2	97	46.5	154	6.3	21
July 8, 2014	0.345	172	569	68	225	36.2	120	42.7	141	4.8	16
July 15, 2014	0.327	351	1,162	368	1,218	36.1	120	56.8	188	8.3	27
July 22, 2014	0.409										
July 29, 2014	0.409										
Average	0.377	273	905	249	826	33.8	112	48.7	161	6.5	21
Minimum	0.327	172	569	68	225	29.2	97	42.7	141	4.8	16
Maximum	0.409	351	1162	368	1218	36.2	120	56.8	188	8.3	27

Sequencing batch reactors (SBRs) numbered 1, 3 and 4 were in service during the month of June and July.

Process monitoring of each SBR included ammonia as N, nitrite as N, Nitrate as N, COD, SSV, MLSS and total phosphorus. Foam concentrations remain stable at approximately 15 to 25% coverage of the surface area during the month of July. Increased sludge wasting rates ranged from 14 to 18 minutes per cycle to maintain the MLSS concentrations and F:M ratio within the desired goals. Aeration time was increased to a minimum of 210 minutes to provide for a total of approximately 58% of aeration during the 360 minute treatment cycle. The extended aeration period assists to offset the oxygen demand after extended periods of idle time between treatment cycles.



Daily monitoring of the influent and final effluent 24-hour composites samples for total phosphorus is ongoing. Daily analysis of the final effluent flow equalization grab sample is total phosphorus is ongoing. Sample collection and analysis of the influent wastewater collected at the influent pump station wet well is ongoing.

Addition of aluminum sulfate solution to the SBRs to assist with phosphorus removal continued. The volume of aluminum sulfate solution to the SBRs was increased from a daily average of 82.6 gpd during May to 101 gpd during June to assist with total phosphorus removal. The daily average for the month of July decreased slightly to approximately 93 gpd (as of 7/29/14). The aluminum sulfate dosages prior to filtration remained constant during June and July. The increase in alum addition, as well as the increased idle times, resulted in an increase in soda ash addition. During June the daily average soda ash addition was 500 lbs/day as compared to the May daily average of 439 lbs/day. During July, the soda ash addition average decreased slightly to approximately 466 lbs/day. Soda ash assists towards maintaining pH concentrations above 7.0 standard units continued during the month.

SBR No. 2 remains out of service as a treatment unit, however, partially filled with MLSS which continuously mixed and aerated.

The decanter for SBR 3 was occasionally observed as being slightly tilted within the water level. The effluent knife valve was routinely closed and the decanter filled with water to assist with lowering the decanter within the water level. The SBR is planned for removal from service during mid-August for inspection.

Flow data:

June 2014			
Flow Meter Location	Total Volume for Month, MGD	Average Daily Flow, gpd	Daily Maximum Flow, gpd
Influent Wastewater to Screening Building	12.189	406,149	526,802
Influent Wastewater to SBRs	12.878	429,257	571,360
Internal Recycle	0.6421	21,406	82,232
Treated Effluent to Disc Filters	12.300	410,016	502,208
Final Effluent Discharge	10.967	365,567	461,000
Applebrook Golf Course	0.1388	138,000	138,000



Chemical Usage:

June 2014		
Chemical	Daily Average	Total Monthly
Soda Ash	500	15,000
Magnesium Hydroxide	0	0
Aluminum Sulfate solution	101	3,043
Polymer (centrifuge)	0.86*	15.5 gallons

**Eighteen (18) days of centrifuge operation*

Solids Dewatering and Disposal: June 2014

Sludge Dewatering Summary	
Gallons of sludge dewatered	260,804 gallons
Average Dewatered Total Solids, %	19.8%
Wet Tons	41.06
Dry Tons	8.142
Number of dumpsters	4

**A total of four (4) dumpsters were filled and five (5) dumpsters were removed during June.*

During the month, sludge wasting to the sludge holding tanks and decanting of the sludge holding tanks was ongoing. Process monitoring included pH, total alkalinity and total solids.

Sludge holding tank No. 1 was in service. The level at the beginning of the month was 11.69 feet and the level at the end of the month was 15.14 feet. The initial total solids concentration was 0.71% and ended the month as 0.64% total solids. The average pH concentration was 7.12 S.U. and total alkalinity of 254 mg/L. A total of 92,421 gallons of supernatant was decanted during the month. A total of 1,350 pounds of soda ash were added during the month for pH adjustment.

Sludge holding tank No. 2 was in service. The level at the beginning of the month was 15.21 feet and the level at the end of the month was undetermined due to a failed level transducer. A replacement transducer was obtained and is scheduled for delivery to the facility for installation during the week of August 4, 2014. The initial total solids concentration were 0.81% and ended the month as 1.04% total solids. The average pH concentration was 6.96 S.U. and total alkalinity of 381 mg/L. A total of 290,230 gallons of supernatant were decanted during the month. A total of 1,350 pounds of soda ash were added during the month for pH adjustment.



Significant Storm/Hydraulic Loading Events

None were experienced during June 2014.

Minor Repairs and Preventative Maintenance

- Gained approval to order replacement level transducers for post flow equalization tank number 2 and sludge holding tank number 2. Spare transducers were included for inventory.
- July 1st, Township Staff reinstalled influent pump number 3. All three influent pumps were rebuilt by Deckman Electric during 2014.
- July 16th, Replaced failed UV ballast for bank number 2, module 1-2.
- July 21st, replaced final effluent sample suction tubing.
- July 23rd, replaced the oil in SBR blower number 5. Blower hours are 9,676.2.
- July 23rd, troubleshoot influent pump controls. Influent pump control panel failed during routine generator exercising. Determined failed battery in the UPS surge protection device. Replaced surge protector device with unit from the laboratory.
- July 27th, replaced the greased for the sludge holding tank and post flow equalization blower. The hours are listed below:
 - B1A – 86,352.1 hrs.
 - B1B – 72,962.3 hrs.
 - B1C – 12,655.7 hrs.
 - B2 – 54,983.5 hrs.

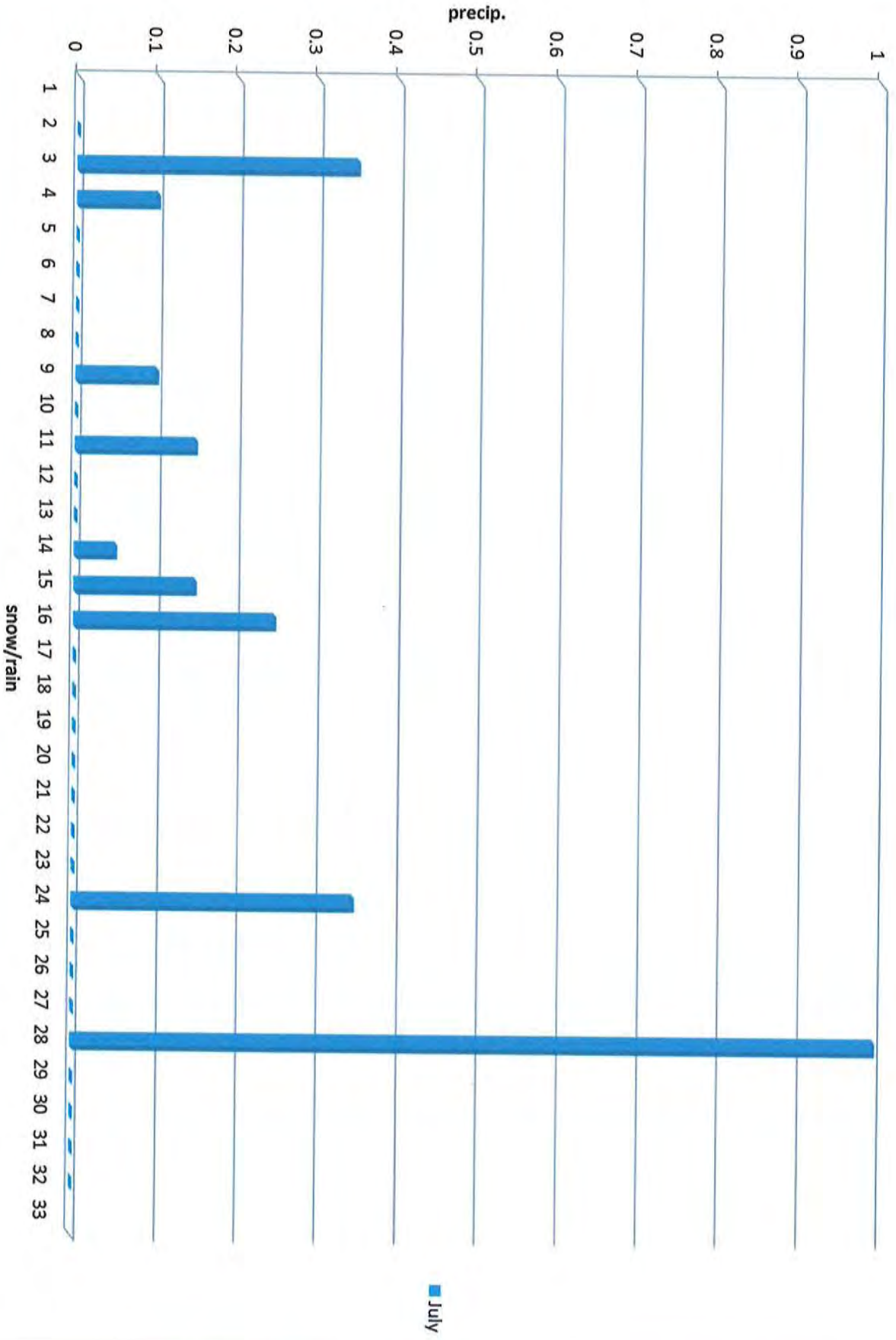


2014 SUMMARY OF METER READINGS

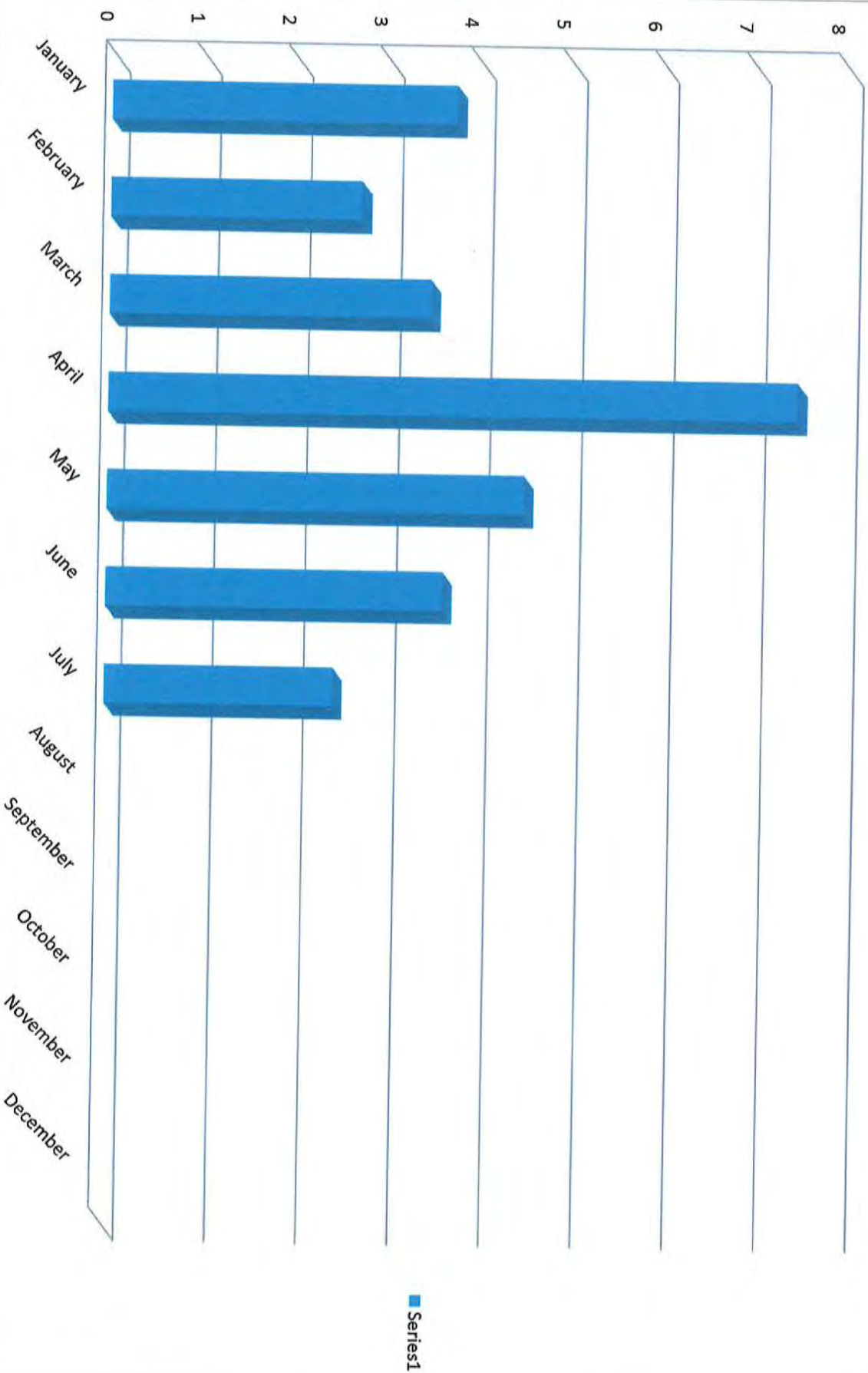
	WESTTOWN WAY	ELLIS LANE	PAOLI PIKE	WILSON DRIVE	SUMMIT	HERSHEY MILL	ASHBRIDGE	HICKS	RESERVOIR	BARKWAY
JANUARY	1,120,955	112,631	63,436	80,890	24,000			255,116	795,376	
FEBRUARY	1,249,173	138,449	68,472	88,803	24,000			287,831	881,433	
MARCH	1,182,533	126,933	67,479	84,197	24,000	860,074		291,520	827,109	28,696
APRIL	1,242,798	143,329	76,736	88,674	24,000	1,029,229	79,139	300,256	806,253	12,331
MAY	1,542,161	175,112	95,766	94,501	24,000	1,337,536	117,391	357,808	937,139	20,786
JUNE	1,117,632	118,019	66,596	96,366	24,000	718,059	68,339	287,327	744,579	11,081
JULY	965,691	100,935	55,946	86,968	24,000	613,087	57,604	261,340	676,846	9,610
AUGUST										
SEPTEMBER										
OCTOBER										
NOVEMBER										
DECEMBER										
Total Flows										
Monthly Ave	1,202,992	130,773	70,633	88,628	24,000	911,597	79,532	291,600	809,819	16,501

To
West Goshen 912,958

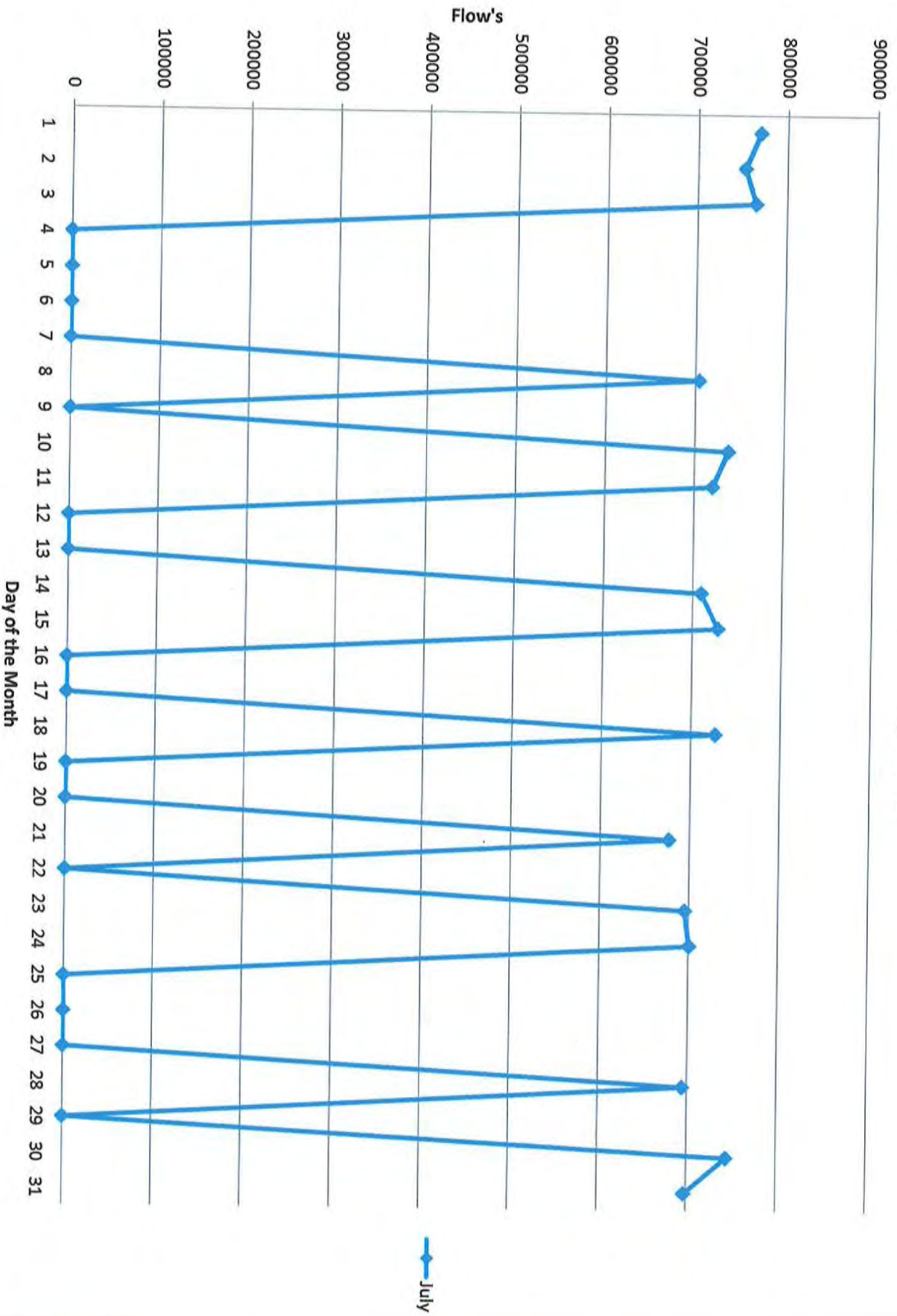
July Precip. 2.50 - 2014



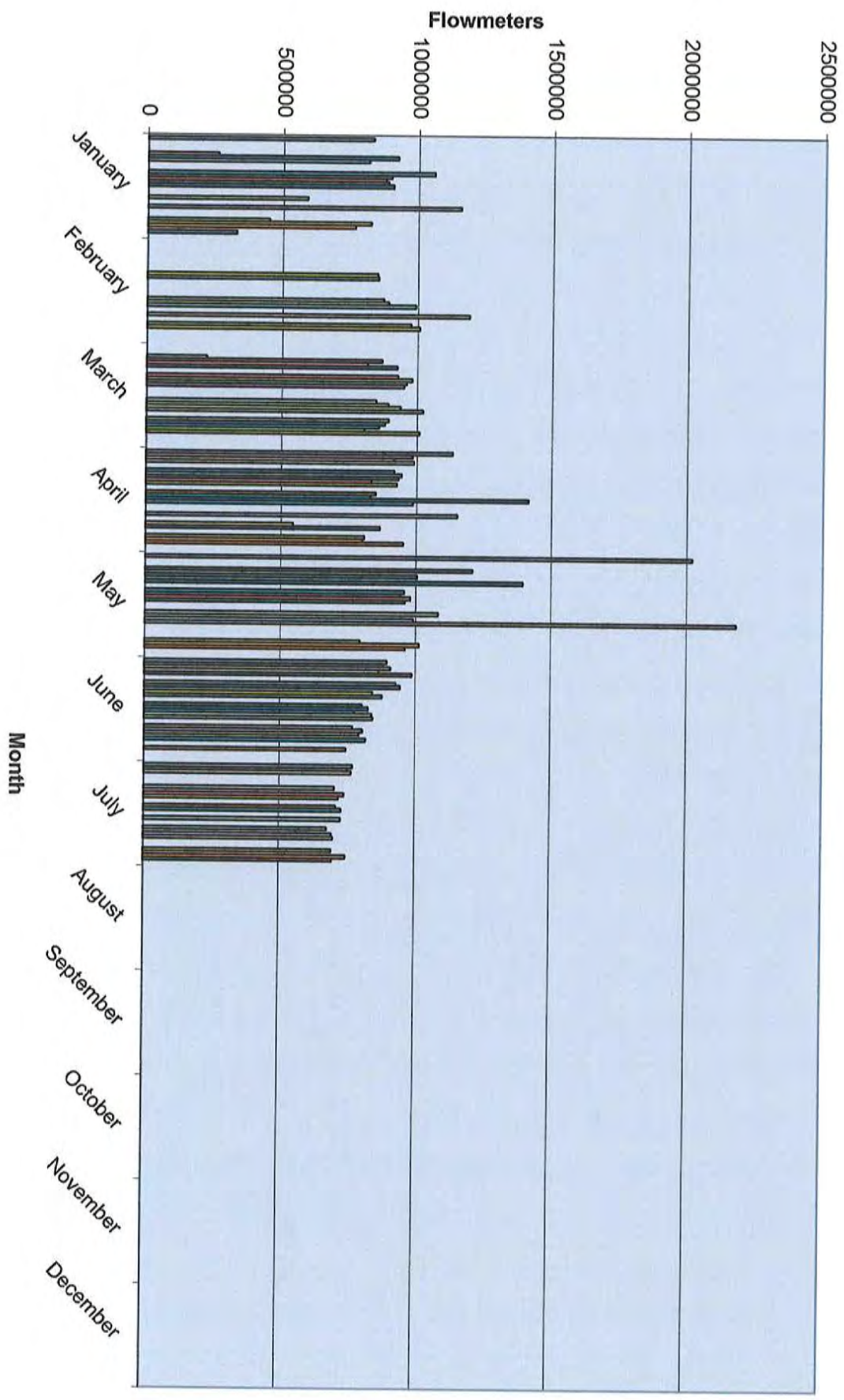
2013 Monthly Precipitation



Flowmeters July 2014



Monthly Totals 2012 Jan-Dec



1
2
3
4
5
6
7
8
9
10
11
12
13
14
15
16
17
18
19
20
21
22
23
24
25
26
27
28
29
30
31
32
33
34
35
36
37
38
39
40
41
42
43
44
45
46
47
48

draft
EAST GOSHEN TOWNSHIP MUNICIPAL AUTHORITY
MEETING MINUTES
July 14, 2014

The East Goshen Township Municipal Authority held their regular public meeting on Monday, July 14, 2014 at 7:00 pm at the East Goshen Township building. Members in attendance were: Chairman Jack Yahraes, Kevin Cummings, Dana Pizarro, Ed McAssey and Fran Beck. Also in attendance were: Rick Smith (Township Manager), and Mike Ellis (Pennoni).

COMMON ACRONYMS:

<i>BFES – Big Fish Environmental Services</i>	<i>MA- Municipal Authority</i>
<i>BOS – Board of Supervisors</i>	<i>NPDES – National Pollutant Discharge Elimination System</i>
<i>CB – Conservancy Board</i>	<i>PC – Planning Commission</i>
<i>DEP – Department of Environmental Protection</i>	<i>PR – Park & Recreation Board</i>
<i>EPA – Environmental protection Agency</i>	<i>RCSTP – Ridley Creek Sewer Treatment Plant</i>
<i>HC – Historical Commission</i>	<i>SBR – Sequencing Batch Reactor</i>
<i>I&I – Inflow & Infiltration</i>	<i>SSO – Sanitary System Overflow</i>
<i>LCSTP – Lockwood Chase Sewer Treatment Plant</i>	<i>WAS – Waste Activated Sludge</i>

Call to Order & Pledge of Allegiance

Jack called the meeting to order at 7:00 pm and led those present in the Pledge of Allegiance. There was a moment of silence to remember the troops and all veterans. Jack asked if anyone would be recording the meeting and there was no response.

Chairman’s Report/Other Members’ Reports

Jack reported that he and Rick attended the West Goshen meeting. Rick received a letter from Max Stoner.

New Business

1. Troutbeck Farm, Willistown Township, Proposed Tie-in to East Goshen Sewer – William Lucas was present to represent the Chance Family Trust and Estate, of which he is a member. They own approximately 68 acres near the Willow Pond Subdivision. This subdivision is presently treated by East Goshen and 14 of the houses are in Willistown. He met a year ago with Rick Smith and it is his understanding that there is capacity for the 44 units they are planning for the Troutbeck Farm property. They will be 1 acre lots with a common force main and grinder pumps at the individual lots. Willistown has a program to maintain the grinder pumps. Ed made a motion to send a letter to Mr. Lucas stating that there is capacity but formal approval from Willistown is needed first. Fran seconded the motion. The motion passed unanimously.

Sewer Reports

1. Director of Public Works

Mark Miller reported for June 2014:

Meters: All meters were read on a daily basis. We are waiting on Allied Control to schedule the installation of the portable meters.

CC Collection: The pump stations were visited on a daily basis. All pumps were pulled for routine maintenance at each station. Ashbridge pump station was on emergency power for 3 days.

1 RC Collection: The Hunt Country pump station was on emergency power for three days
2 due to a power failure.

3 RC Plant: We reinstalled pump 3 at the list station. Applebrook pumps were turned on
4 last week.

5 INI: Pipe Data View will be in the last week of July to clean and televise.

6 Alarms: We responded to 37 alarms for the month of May.

7 PA One Calls: We received 119 PA calls in May.
8

9 **2. Pennoni Engineer's Report**

10 Mike Ellis gave the following report:

11 Invoices: Invoices with summaries are provided under separate cover.

12 Reserve Pump Station Elimination: We coordinated with the contractor to perform the
13 outstanding site work punchlist items: removal of the filter sock along the creek and re-
14 topsoiling & re-seeding the alwn area at the old pump station driveway and building. We
15 performed an inspection of the work after it was completed. We are still awaiting
16 resubmission of as-built plans with surveyed manhole elevations.

17 Reservoir Rd Pump Station Act 537 Plan: We revised the construction schedule in the
18 Act 537 Plan to address West Goshen's comments for compliance with the
19 intermunicipal agreement.

20 We received Act 537 Plan review forms from the East Goshen Municipal Authority, East
21 Goshen Township Planning Commission and Chester County Health Department. We
22 are awaiting Act 537 Plan review forms to be completed and returned from the West
23 Goshen Township Planning Commission and Chester County Planning Commission.
24 Reviews were due by July 9.

25 It is our understanding that the West Goshen Sewer Authority approved the Act 537 at
26 their meeting on July 3 and that they will be sending an approval letter.

27 We received feedback from the U.S. Fish & Wildlife Services (USFWS) on the Phase 1
28 bog turtle habitat survey report. To address their comments, we revised the plans and Act
29 537 narrative to propose the Chester Creek stream crossing be constructed via open cut
30 instead of the previously proposed directional drilling. We provided the plans to
31 Conestoga-Rovers & Associates to resubmit to USFWS for approval. We expect to
32 receive USFWS approval the week of July 14-18.

33 Tentative Act 537 Planning schedule (assuming no Phase 2 bog turtle screening):

	<u>Estimated Date</u>
34	
35 County & Township Agency Review Comments Due	July 9, 2014
36 Complete plan revisions to address agency comments	July 14, 2014
37 Begin 30-Day Public Comment Period	July 17, 2014
38 USFWS Bog Turtle Habitat Formal approval/comments	July 18, 2014
39 End 30-day Public Comment Period	August 15, 2014
40 East Goshen Twp. Adoption	August 19, 2014
41 Submission to PADEP	August 22, 2014
42 PADEP Review and Approval (120 Days)	December 21, 2014

43 New Sewer Connections

44 We completed a review of the revised design plan and report submission for a new
45 private wastewater pump station for Acero Precision at 1340 Enterprise Drive, issued a
46 comment letter, and discussed comments with the design consultant.

1
2 Fairway Village Manhole Lining

3 Abel Recon performed the construction demonstration of the SprayWall monolithic
4 polyurethane interior manhole lining system on June 10, 2014.

5 Sewer Ordinance and Detail Updates

6 We prepared draft updates to the Township's building sewer/lateral connection detail and
7 sanitary sewer ordinance text.
8

9 **3. Big Fish Environmental Services** – Rick reported that the plant was in compliance for June.
10

11
12 **Approval of Minutes**

13 Fran moved to accept the minutes of June 9, 2014. Dana seconded the motion. The motion
14 passed unanimously.
15

16 **Approval of Invoices**

17 1. Kevin moved to approve payment of the following Pennoni invoices:

18 a. Pennoni #594993 \$ 309.00

19 b. Pennoni #594994 \$ 430.00

20 c. Pennoni #594995 \$ 1,521.25

21 Dana seconded the motion. The motion passed unanimously.
22

23 2. Dana moved to approve payment of the Gawthrop invoice #121393 for \$2,000.00. Fran
24 seconded the motion. The motion passed unanimously.
25

26 3. Dana moved to approve payment of the Maillie invoice #1000036708 for \$10,800.00. Fran
27 seconded the motion. The motion passed unanimously.
28

29 **Liaison Reports**

30 None
31

32 **Financial Reports**

33 1. Jon Altshul's July 8, 2014 Financial Report for June 2014:

34 The Municipal Authority recorded \$130.00 in revenues (interest) and \$17,429 in expenses in
35 June, a difference of -\$17,299. The fund balance is now \$1,571,983. June expenses included the
36 quarterly administrative charge bank (\$8,043), engineering services (\$3,005) and engineering
37 services on the Reservoir Road Pumping Station (\$5,761).
38

39 2. The 2013 Audit Report from Maillie will be reviewed next month.
40

41 **Goals**

42 1. Ed will attend the West Goshen 3rd Quarterly Meeting in September.
43

44 **Any Other Matter**

45 1. Jack mentioned that Bob Adams, Municipal Authority Solicitor for many years, is retiring at
46 the end of the year. The members agreed to give him a gift of appreciation.

1
2
3
4
5
6
7
8
9
10

Adjournment

There being no further business, Dana moved to adjourn the meeting. Fran seconded the motion. The motion passed unanimously. The meeting was adjourned at 7:40 pm.

Respectfully submitted,

Ruth Kiefer
Recording Secretary

1 draft
2 EAST GOSHEN TOWNSHIP MUNICIPAL AUTHORITY
3 MEETING MINUTES
4 Special Meeting
5 July 21, 2014
6

7 The East Goshen Township Municipal Authority held a special public meeting on Monday, July
8 21, 2014 at 7:00 pm at the East Goshen Township building. Members in attendance were:
9 Chairman Jack Yahraes, Kevin Cummings (by phone), and Fran Beck. Also in attendance was
10 Rick Smith (Township Manager).
11

12 **COMMON ACRONYMS:**

13 <i>BFES – Big Fish Environmental Services</i>	<i>MA- Municipal Authority</i>
14 <i>BOS – Board of Supervisors</i>	<i>NPDES – National Pollutant Discharge Elimination System</i>
15 <i>CB – Conservancy Board</i>	<i>PC – Planning Commission</i>
16 <i>DEP – Department of Environmental Protection</i>	<i>PR – Park & Recreation Board</i>
17 <i>EPA – Environmental protection Agency</i>	<i>RCSTP – Ridley Creek Sewer Treatment Plant</i>
18 <i>HC – Historical Commission</i>	<i>SBR – Sequencing Batch Reactor</i>
19 <i>I&I – Inflow & Infiltration</i>	<i>SSO – Sanitary System Overflow</i>
20 <i>LCSTP – Lockwood Chase Sewer Treatment Plant</i>	<i>WAS – Waste Activated Sludge</i>

21

22 **Call to Order & Pledge of Allegiance**

23 Jack called the meeting to order at 8:30 am.
24

25 **New Business**

26 1. This meeting was held to consider adoption of a resolution authorizing the submission of an
27 application for a Sewage Facilities grant to the Commonwealth Financing Authority. Rick
28 commented that the request will be for 100% or \$74,324.00. It will be used for the Reservoir
29 Road Project. Jack moved to authorize Fran to sign the resolution for a grant in the amount of
30 \$74,324.00 for the Reservoir Road Pump Station. Kevin seconded the motion. The motion
31 passed unanimously.
32

33 **Adjournment**

34 There being no further business, Jack moved to adjourn the meeting. Fran seconded the motion.
35 The motion passed unanimously. The meeting was adjourned at 9:00 am.
36

37 Respectfully submitted,
38

39
40 Ruth Kiefer
41 Recording Secretary

8056184

Appendix II – Authorized Official Resolution

Be it RESOLVED, that the East Goshen Municipal Authority of Chester County hereby request a Sewage Facilities grant of \$74,324 from the Commonwealth Financing Authority to be used for East Goshen Township Minor Act 537 Plan Update Revision For Reservoir Road Pump Station

Be it FURTHER RESOLVED, that the Applicant does hereby designate Louis F. Smith, Jr., Township Manager and Jon Altshul, CFO as the officials to execute all documents and agreements between the East Goshen Municipal Authority and the Commonwealth Financing Authority to facilitate and assist in obtaining the requested grant.

I, Francis X. Beck, Jr., duly qualified Assistant Secretary of the East Goshen Municipal Authority of Chester County, PA hereby certify that the forgoing is a true and correct copy of a Resolution duly adopted by a majority vote of the East Goshen Municipal Authority at a regular meeting held 7/21/2014 and said Resolution has been recorded in the Minutes of the East Goshen Township Municipal Authority and remain in effect as of this date.

IN WITNESS THEREOF, I affix my hand and attach the seal of the East Goshen Municipal Authority, this 21 day of July, 2014.

EAST GOSHEN MUNICIPAL AUTHORITY

Name of Applicant

CHESTER

County

Francis X. Beck Jr.

Assistant Secretary



INVOICE

Newark, DE
302-655-4451 Fax: 302-654-2895

Remit Payment To:
Pennoni Associates Inc.
P.O. Box 827328
Philadelphia, PA 19182-7328

East Goshen Municipal Authority
1580 Paoli Pike
West Chester, PA 19380-6199
Attention: Louis F. Smith, Twp Mgr.

Invoice # : 599630
Invoice Date : 07/24/2014
Project : EGMA1306
Project Name : Reserve PS Diversion Construction

For Services Rendered through: 7/13/2014

Continued coordination with contractor for punchlist work: Sr. Engineering Technician inspected initial filter sock removal and driveway restoration work, found restoration unacceptable; Authority Engineer coordinated with Township and contractor to re-do restoration including issuance of a notification letter that Township will perform work at contractor's expense; performed inspection after re-done restoration, found conditionally acceptable, coordinated partial payment with Township.

Phase : **** -- Professional Services

Total Phase : **** -- Professional Services

Labor : 476.75
Expense : 0.00
Phase Total : 476.75

Amount Due This Invoice

\$476.75

Fee : 20,000.00
Prior Billings : 15,366.50
Current Billings : 476.75
Total Billings : 15,843.25

Phase : **** -- Professional Services

Labor

Class	Hours/ Units	Rate	Amount
Authority Engineer	2.75	113.00	310.75
Senior Engineering Technician	2.00	83.00	166.00
Labor Total:	4.75		476.75

Total Phase : **** -- Professional Services

Labor : \$476.75
Expense : \$0.00

Total Project : EGMA1306 -- Reserve PS Diversion Construction

Labor : \$476.75
Expense : \$0.00

ok RS
8/8/14


East Goshen Municipal Authority
EGMA1306 Invoice Summary
Invoice Date 07/24/2014

Project:	EGMA1306		
Pennoni Job No.:	Reserve PS Diversion Construction P		
Invoice No:	599630		
Invoice Period:	6/16/2014	to	7/13/2014
Initial Authorization:	\$ 20,000.00	Date:	7/24/2014
Contract Amount:	\$ 20,000.00		
Previously Invoiced:	\$ 15,366.50		
Current Invoice:	\$ 476.75		
Invoiced to Date (\$):	\$ 15,843.25		
Invoiced to Date (%):	79%		
Remaining Budget (\$):	\$ 4,156.75		
Remaining Budget (%):	21%		

Budget by Phase:

Phase Name:	Reserve PS Diversion Construction Phase		
Phase Budget:	\$ 20,000.00		
Previously Invoiced:	\$ 15,366.50		
Current Invoice:	\$ 476.75		
Invoiced to Date (\$):	\$ 15,843.25		
Invoiced to Date (%):	79%		
Remaining Budget (\$):	\$ 4,156.75		
Remaining Budget (%):	21%		

Comments: Continued coordination with contractor for punchlist work: Sr. Engineering Technician inspected initial filter sock removal and driveway restoration work, found restoration unacceptable; Authority Engineer coordinated with Township and contractor to re-do restoration including issuance of a notification letter that Township will perform work at contractor's expense; performed inspection after re-done restoration, found conditionally acceptable, coordinated partial payment with Township.



INVOICE

Newark, DE
302-655-4451 Fax: 302-654-2895

Remit Payment To:
Pennoni Associates Inc.
P.O. Box 827328
Philadelphia, PA 19182-7328

East Goshen Municipal Authority
1580 Paoli Pike
West Chester, PA 19380-6199
Attention: Louis F. Smith, Twp Mgr.

Invoice # : 599632
Invoice Date : 07/24/2014
Project : EGMA1401
Project Name : 2014 General Services

For Services Rendered through: 7/13/2014

Prepared July Engineer's Report.

Phase : **** -- Professional Services

Total Phase : **** -- Professional Services

Labor : 141.25
Expense : 0.00
Phase Total : 141.25

Amount Due This Invoice

\$141.25

Fee : 10,300.00
Prior Billings : 7,101.25
Current Billings : 141.25
Total Billings : 7,242.50

Phase : **** -- Professional Services

Labor

Class	Hours/ Units	Rate	Amount
Authority Engineer	1.25	113.00	141.25
Labor Total:	1.25		141.25

Total Phase : **** -- Professional Services

Labor : \$141.25
Expense : \$0.00

Total Project : EGMA1401 -- 2014 General Services

Labor : \$141.25
Expense : \$0.00

OK RS
8/8/14

East Goshen Municipal Authority
EGMA1401 Invoice Summary
Invoice Date 07/24/2014

Project:	EGMA1401		
Pennoni Job No.:	2014 General Services		
Invoice No:	599632		
Invoice Period:	6/16/2014	to	7/13/2014
Initial Authorization:	\$ 10,300.00	Date:	7/24/2014
Contract Amount:	\$ 10,300.00		
Previously Invoiced:	\$ 7,101.25		
Current Invoice:	\$ 141.25		
Invoiced to Date (\$):	\$ 7,242.50		
Invoiced to Date (%):	70%		
Remaining Budget (\$):	\$ 3,057.50		
Remaining Budget (%):	30%		

Budget by Phase:

Phase Name:	2014 General Services		
Phase Budget:	\$ 10,300.00		
Previously Invoiced:	\$ 7,101.25		
Current Invoice:	\$ 141.25		
Invoiced to Date (\$):	\$ 7,242.50		
Invoiced to Date (%):	70%		
Remaining Budget (\$):	\$ 3,057.50		
Remaining Budget (%):	30%		

Comments: Prepared July Engineer's Report.



INVOICE

Newark, DE
302-655-4451 Fax: 302-654-2895

Remit Payment To:
Pennoni Associates Inc.
P.O. Box 827328
Philadelphia, PA 19182-7328

East Goshen Municipal Authority
1580 Paoli Pike
West Chester, PA 19380-6199
Attention: Louis F. Smith, Twp Mgr.

Invoice # : 599633
Invoice Date : 07/24/2014
Project : EGMA1402
Project Name : 2014 Semi-Annual I&I Reports

For Services Rendered through: 7/13/2014

Coordinated manhole locations for new/relocated portable meters with PW Director.

Phase : **** -- Professional Services

Total Phase : **** -- Professional Services

Labor :	28.25
Expense :	0.00
Phase Total :	28.25

Amount Due This Invoice

\$28.25

Fee :	10,300.00
Prior Billings :	5,800.25
Current Billings :	28.25
Total Billings :	5,828.50

Phase : **** -- Professional Services

Labor

Class	Hours/ Units	Rate	Amount
Authority Engineer	0.25	113.00	28.25
Labor Total:	0.25		28.25

Total Phase : **** -- Professional Services

Labor :	\$28.25
Expense :	\$0.00

Total Project : EGMA1402 -- 2014 Semi-Annual I&I Reports

Labor :	\$28.25
Expense :	\$0.00

OK RS
8/8/14

East Goshen Municipal Authority
EGMA1401 Invoice Summary
Invoice Date 07/24/2014

Project: EGMA1402
Pennoni Job No.: 2014 Semi-Annual I&I Reports
Invoice No: **591752**
Invoice Period: 5/12/2014 to 7/13/2014
Initial Authorization: \$ 10,300.00 **Date:** 7/24/2014
Contract Amount: \$ 10,300.00
Previously Invoiced: \$ 5,800.25
Current Invoice: \$ 28.25
Invoiced to Date (\$): \$ 5,828.50
Invoiced to Date (%): 57%
Remaining Budget (\$): \$ 4,471.50
Remaining Budget (%): 43%

Budget by Phase:

Phase Name: 2014 Semi-Annual I&I Reports
Phase Budget: \$ 10,300.00
Previously Invoiced: \$ 5,800.25
Current Invoice: \$ 28.25
Invoiced to Date (\$): \$ 5,828.50
Invoiced to Date (%): 57%
Remaining Budget (\$): \$ 4,471.50
Remaining Budget (%): 43%

Comments: Coordinated manhole locations for new/relocated portable meters with PW Director.



INVOICE

Newark, DE
302-655-4451 Fax: 302-654-2895

Remit Payment To:
Pennoni Associates Inc.
P.O. Box 827328
Philadelphia, PA 19182-7328

East Goshen Municipal Authority
1580 Paoli Pike
West Chester, PA 19380-6199
Attention: Louis F. Smith, Twp Mgr.

Invoice #: 601105
Invoice Date: 08/06/2014
Project: EGMA1307
Project Name: Reservoir Rd PS Act 537 Planning

For Services Rendered through: 7/13/2014

Coordination to resolve U.S. Fish & Wildlife comments on bog turtle habitat survey report (revising project approach to open cut across Chester Creek instead of directional drill), revised plans and Act 537 narratives accordingly, forwarded to Conestoga-Rovers for resubmission to USFWS; revised proposed project schedule to address West Goshen Sewer Authority comments; coordinated with County Planning Commission and County Health Dept. to obtain Component 4 review forms; prepared 30-day public notice; and assembled hard copy and electronic copies of Act 537 report and plans for 30-day public review.

Phase : 01 -- Wetlands Delineation & Bog Turt. Sc

Total Phase : 01 -- Wetlands Delineation & Bog Turt. Sc

Labor :	110.00
Expense :	0.00
Phase Total :	110.00

Phase : 03 -- Act 537 Plan Update

Total Phase : 03 -- Act 537 Plan Update

Labor :	878.75
Expense :	0.00
Phase Total :	878.75

Phase : 04 -- Additonal Meetings

Total Phase : 04 -- Additonal Meetings

Labor :	220.00
Expense :	0.00
Phase Total :	220.00

Amount Due This Invoice

\$1,208.75

OK RS
8/8/14

SEE ATTACHED 8/7/14

Continued on next page...

INVOICES DUE ON RECEIPT. Invoices outstanding over 30 days will have a Service Charge of 1 1/2% per month.

Letter

...Continued from previous page

Phase : 01 -- Wetlands Delineation & Bog Turt. Sc

Labor	<i>Hours/ Units</i>	<i>Rate</i>	<i>Amount</i>
<u>Class</u>	<u>Units</u>	<u>Rate</u>	<u>Amount</u>
Authority Engineer	1.00	110.00	110.00
Labor Total:	1.00		110.00

Total Phase : 01 -- Wetlands Delineation & Bog Turt. Sc	Labor :	\$110.00
	Expense :	\$0.00

Phase : 03 -- Act 537 Plan Update

Labor	<i>Hours/ Units</i>	<i>Rate</i>	<i>Amount</i>
<u>Class</u>	<u>Units</u>	<u>Rate</u>	<u>Amount</u>
Project Engineer	9.25	95.00	878.75
Labor Total:	9.25		878.75

Total Phase : 03 -- Act 537 Plan Update	Labor :	\$878.75
	Expense :	\$0.00

Phase : 04 -- Additonal Meetings

Labor	<i>Hours/ Units</i>	<i>Rate</i>	<i>Amount</i>
<u>Class</u>	<u>Units</u>	<u>Rate</u>	<u>Amount</u>
Authority Engineer	2.00	110.00	220.00
Labor Total:	2.00		220.00

Total Phase : 04 -- Additonal Meetings	Labor :	\$220.00
	Expense :	\$0.00

Total Project : EGMA1307 -- Reservoir Rd PS Act 537 Planning	Labor :	\$1,208.75
	Expense :	\$0.00

East Goshen Municipal Authority
EGMA1307 Invoice Summary
Invoice Date 07/24/2014

Project:	EGMA1307		
Pennoni Job No.:	Reservoir Rd PS Act 537 Planning		
Invoice No:	601105		
Invoice Period:	6/16/2014	to	7/13/2014
Initial Authorization:	\$ 77,400.00	Date:	8/6/2014
Contract Amount:	\$ 84,900.00		
Previously Invoiced:	\$ 70,285.50		
Current Invoice:	\$ 1,208.75		
Invoiced to Date (\$):	\$ 71,494.25		
Invoiced to Date (%):	84%		
Remaining Budget (\$):	\$ 13,405.75		
Remaining Budget (%):	16%		

Budget by Phase:

	Reservoir Rd PS Act 537 Planning
Phase Name:	
Phase Budget:	\$ 84,900.00
Previously Invoiced:	\$ 70,285.50
Current Invoice:	\$ 1,208.75
Invoiced to Date (\$):	\$ 71,494.25
Invoiced to Date (%):	84%
Remaining Budget (\$):	\$ 13,405.75
Remaining Budget (%):	16%

Comments: Coordination to resolve U.S. Fish & Wildlife comments on bog turtle habitat survey report (revising project approach to open cut across Chester Creek instead of directional drill), revised plans and Act 537 narratives accordingly, forwarded to Conestoga-Rovers for resubmission to USFWS; revised proposed project schedule to address West Goshen Sewer Authority comments; coordinated with County Planning Commission and County Health Dept. to obtain Component 4 review forms; prepared 30-day public notice; and assembled hard copy and electronic copies of Act 537 report and plans for 30-day public review.



PENNONI ASSOCIATES INC.
CONSULTING ENGINEERS

August 7, 2014

Rick Smith, Township Manager
East Goshen Township
1580 Paoli Pike
West Chester, PA 19380

Re: Supplemental Funds Request #2
Reservoir Road Pump Station Act 537 Planning

Dear Mr. Smith:

As discussed, the effort to prepare the Act 537 Plan Update report and plot plans has exceeded the approved estimated budget of Phase 3 "Act 537 Plan Update", primarily due to modifications and coordination to address U.S. Fish and Wildlife Service's (USFWS) and West Goshen Sewer Authority's (WGSA) comments. We proposed bog turtle habitat mitigation measures as part of the Act 537 Plan submission to USFWS including directional drilling across streams to minimize earth disturbance and habitat impacts. However, USFWS commented with additional mitigation measures that would be required if drilling across the Chester Creek so we modified the plans and report to propose an open cut across the Chester Creek instead. WGSA provided comments about the construction scheduling, and we reviewed the intermunicipal agreement, modified the Act 537 plans and report documents, and coordinated with the Township to satisfy the WGSA comments.

The additional effort to complete Phase 3 of the project is expected to be approximately \$3,000. The additional fee will cover the work required to prepare and submit the Act 537 Plan to PADEP and address limited comments from PADEP. Please be advised that it will not cover major modifications if required by PADEP or any review meetings with PADEP. Given that we have already received PADEP approval for the concept of this project prior to starting the Act 537 Plan, and all Act 537 requirements are addressed in the Plan, we do not expect any major modifications will be required.

We respectfully request an additional \$3,000.00 be provided as a supplement to the approved Phase 3 budget to cover this extra effort. We anticipate the project will still be completed within the originally approved budget since we do not expect that the work in contingent Phase 5 "Downstream Sewer Surveying and Re-Modeling Allocation" or Phase 6 "Upstream Sewer Surveying and Modeling Allocation" will be required. However, we recommend the funds in those phases remain as approved for the time-being to ensure funding is available in the event work associated with Phases 5 and/or 6 is required by PADEP during their review of the Act 537 Plan.

Please be advised that \$878.75 of this requested supplement is included in the August 6, 2014 Invoice #601105 for the project.

A breakdown of current and projected fees for the project follows:

Original Approval (Phases 1 thru 6)	\$77,400.00
Supplement #1 to Phase 3 (approved 4/21/2014)	+ \$7,500.00
Proposed Supplement #2 to Phase 3	+ \$3,000.00
Subtotal	\$87,900.00
Projected Elimination of Phases 5 and 6.....	- \$14,100.00
PROJECTED PROJECT TOTAL.....	\$73,800.00

We thank you for your prompt consideration of this request. Should you have any questions or need additional information, please do not hesitate to call.

Sincerely,

PENNONI ASSOCIATES INC.



Michael J. Ellis, P.E.
Authority Engineer

W:\PROJECTS\EGMA\EGMA1307-Reservoir Rd PS Act 537 Planning\MANAGEMENT\Supplemental Funds Request #2 8-7-14.docx

I WOULD SUGGEST APPROVING THIS.

AS OPPOSED TAKING FUNDS FROM

PHASE 5 OR 6

Rick



Gawthrop Greenwood, PC
Attorneys at Law

17 East Gay Street, Suite 100 | (p) 610-696-8225
West Chester, PA 19381-0562 | (f) 610-344-0922
gglaw@gawthrop.com | www.gawthrop.com

East Goshen Municipal Authority
1580 Paoli Pike
West Chester PA 19380

Page: 1
07/31/2014
Client No: 6604-001M
Invoice No. 122295

General Authority Services

Fees

		Hours	
07/03/2014	PMM		
	Email from R Smith regarding West Goshen approval of Act 537 plan.	0.10	
07/14/2014	PMM		
	Review and analyze agenda and attachments for authority meeting.	<u>0.30</u>	
	For Current Services Rendered	0.40	<u>80.00</u>

Recapitulation

<u>Timekeeper</u>		<u>Hours</u>	<u>Hourly Rate</u>	<u>Total</u>
Patrick M. McKenna		0.40	\$200.00	\$80.00
	Previous Balance			\$2,000.00
	Total Current Charges			80.00
07/09/2014	Fee Payment			-520.00
07/18/2014	Payment			<u>-1,480.00</u>
	Total Payments			-2,000.00
	Balance Due			<u>\$80.00</u>

OK RS
8/8/14

To ensure proper credit, please write client number on your check when returning payment. Thank You.
A finance charge of 1.25% per month (15% annually) may be charged on balances not paid 60 days after the invoice date.

EAST GOSHEN TOWNSHIP
1580 PAOLI PIKE
WEST CHESTER, PA
Municipal Authority
July 2014

Account Title	Acct #	Annual Budget	Month To Date Actual	Year To Date Actual
OPERATING BUDGET				
REVENUE				
INTEREST EARNINGS	07341 1000	27.00	1.11	7.59
C.C. TAPPING FEES	07364 1100	124,000.00	45,000.00	67,000.00
R.C.TAPPING FEES	07364 1110	21,444.00	0.00	10,288.80
CONNECTION FEES - SEWER	07364 1130	0.00	0.00	1,127.52
MISCELLANEOUS REVENUE	07380 1000	0.00	0.00	564.48
TRANSFER FROM SEWER OPERATING	07392 0500	0.00	0.00	21,000.00
TOTAL REVENUE		145,471.00	45,001.11	99,988.39
EXPENSES				
ADMINISTRATIVE WAGES	07424 1400	32,768.00	0.00	16,086.04
MISCELLANEOUS EXPENSE	07424 3000	4,000.00	0.00	1,450.00
MUNIC.AUTH.-AUDITING	07424 3110	10,800.00	10,800.00	10,800.00
ENGINEERING SERVICES	07424 3130	35,525.00	1,521.25	26,811.50
LEGAL SERVICES	07424 3140	7,000.00	2,000.00	5,760.00
M.C.-DVRFA-DEBT SERVICE	07471 1000	22,120.00	0.00	0.00
M.C.-DVRFA-INTEREST PAYMN	07472 1000	5,115.00	0.00	0.00
M.C.-DVRFA-INTEREST PAYMN	07472 1010	0.00	0.00	0.00
TOTAL EXPENSES		117,328.00	14,321.25	60,907.54
OPERATING NET RESULT		28,143.00	30,679.86	39,080.85

EAST GOSHEN TOWNSHIP
1580 PAOLI PIKE
WEST CHESTER, PA
Municipal Authority
July 2014

Account Title	Acct #	Annual Budget	Month To Date Actual	Year To Date Actual
---------------	--------	---------------	----------------------	---------------------

CAPITAL BUDGET

REVENUE				
LOAN PROCEEDS-SEWER PROJECT	07393 1001	0.00	0.00	0.00
TRANSFER FROM SEWER CAP RESERVE	07392 0900	0.00	0.00	0.00
TOTAL REVENUE		0.00	0.00	0.00

EXPENSES				
MARYDELL PUMP STATION - ENGINEER	07425 1000	0.00	0.00	0.00
MARYDELL PUMP STATION -CONSTRUCTION	07425 2000	0.00	0.00	0.00
MANHOLE COVER REPLACEMENTS	07424.7405	0.00	0.00	0.00
C.C. CAPITAL - COLLECTION	07424.7420	0.00	0.00	0.00
LOCHWOOD ABANDONMENT ENGINEER	07424 7475	0.00	0.00	0.00
LOCHWOOD ABANDONMENT CONSTRUCTION	07424 7476	0.00	0.00	0.00
LOCHWOOD ELIMINATION PHASE 2	07424 7477	0.00	0.00	0.00
HERSHEY MILL STATION - ENGINEER	07426 1000	0.00	0.00	0.00
HERSHEY MILL STATION - CONSTRUCTION	07426 2000	0.00	0.00	0.00
RESERVE PUMP STATION - ENGINEER	07427 1000	0.00	3,967.41	4,784.41
RESERVE PUMP STATION - CONSTRUCTION	07427 2000	0.00	0.00	0.00
RESERVOIR PUMP STATION - ENGINEER	07428 1000	75,000.00	530.00	35,193.50
RESERVOIR PUMP STATION CONSTRUCTION	07428 2000	0.00	0.00	0.00
TOTAL EXPENSES		75,000.00	4,497.41	39,977.91

CAPITAL NET RESULT		(75,000.00)	(4,497.41)	(39,977.91)
--------------------	--	-------------	------------	-------------

MUNICIPAL AUTHORITY ENDING FUND BALANCE			1,598,297.97	
---	--	--	--------------	--

MGRP18 run by BRIAN 3 : 51 PM

Acct #	Per	Src Trx #	Debits	Credits	Beg/End Bal	Date	Check/Ref #	ID #	Name/Description
07341-1000		INTEREST EARNINGS			0.00				
	1401	JE 41027		0.58		02/04/14	INTEREST		INTEREST EARNED JANUARY 2014 07 FUND
			0.00	0.58	-0.58				
	1402	41391		1.33		03/04/14	INTEREST		INTEREST EARNED FEBRUARY 2014 07100.1000
			0.00	1.33	-1.91				
	1403	41840		1.71		04/01/14	INTEREST		INTEREST EARNED MARCH 2014 07 FUND
			0.00	1.71	-3.62				
	1404	42321		1.21		05/02/14	INTEREST		INTEREST EARNED APRIL 2014 07100.1000
			0.00	1.21	-4.83				
	1405	42739		0.90		06/02/14	INTEREST		INTEREST EARNED MAY 2014 07100.1000
			0.00	0.90	-5.73				
	1406	43211		0.75		07/01/14	INTEREST		INTEREST EARNED JUNE 2014 07100.1000
			0.00	0.75	-6.48				
	1407	43716		1.11		08/04/14	INTEREST		INTEREST EARNED JULY 2014 07 FUND
			0.00	1.11	-7.59				
			0.00	7.59	-7.59				
07341-1020		INTEREST EARNED - RCSTP EXPANSION			0.00				
	1401	41028		137.33		02/04/14	INTEREST		INTEREST EARNED JANUARY 2014 07 CONSTRUCTION FUND
			0.00	137.33	-137.33				
	1402	41392		123.56		03/04/14	INTEREST		INTEREST EARNED FEBRUARY 2014 07 CONSTRUCTION FUND
			0.00	123.56	-260.89				
	1403	41841		136.07		04/01/14	INTEREST		INTEREST EARNED MARCH 2014 07 CONSTRUCTION FUND
			0.00	136.07	-396.96				
	1404	42322		131.45		05/02/14	INTEREST		INTEREST EARNED APRIL 2014 CONSTRUCT.FUNDS
			0.00	131.45	-528.41				

MGRP18 run by BRIAN 3 : 51 PM

Acct #	Per	Src Trx #	Debits	Credits	Beg/End Bal	Date	Check/Ref #	ID #	Name/Description
07341-1020	1405	JE 42740		134.59		06/02/14	INTEREST		INTEREST EARNED MAY 2014 07 FUND - CONSTRUCTION
			0.00	134.59	-663.00				
1406		43212		129.00		07/01/14	INTEREST		INTEREST EARNED JUNE 2014 07 CONSTRUCTION FUNDS
			0.00	129.00	-792.00				
1407		43718		132.61		08/04/14	INTEREST		INTEREST EARNED JULY 2014 07 CONTRUC.FUND
			0.00	132.61	-924.61				
			0.00	924.61	-924.61				
07364-1100		C.C. TAPPING FEES			0.00				
1401	CR	40976		12,600.00		01/31/14	3034	8069 1	GOSHEN MEADOWS INVESTORS L.P.
			0.00	12,600.00	-12,600.00				
1402		41258		5,400.00		02/24/14	3553	8069 1	GOSHEN MEADOWS INVESTORS L.P.
	RE	41263		2,000.00		02/24/14	41263 1		TAP IN FEE - 211 ELLIS LANE
			0.00	7,400.00	-20,000.00				
1405		42661		2,000.00		05/29/14	42661 1		TAP IN FEE FOR 195 WYLLPEN PL
			0.00	2,000.00	-22,000.00				
1407	CR	43276		21,600.00		07/03/14	21	8069 1	GOSHEN MEADOWS INVESTORS L.P.
		43434		21,600.00		07/21/14	26	8069 1	GOSHEN MEADOWS INVESTORS L.P.
	RE	43312		1,800.00		07/08/14	43312 1		TAP IN FEE FOR 1637 MANLEY RD
			0.00	45,000.00	-67,000.00				
			0.00	67,000.00	-67,000.00				
07364-1110		R.C. TAPPING FEES			0.00				
1402		41280		2,000.00		02/25/14	41280 1		TAP IN FEE-903 SORELL HILL LT2
			0.00	2,000.00	-2,000.00				
1403		41553		2,000.00		03/13/14	41553 1		TAP IN FEE FOR 909 SORRELL LT4
		41608		2,000.00		03/17/14	41608 1		TAP IN FEE-905 SORRELL LOT 3
			0.00	4,000.00	-6,000.00				
1405	CR	42355		4,288.80		05/06/14	130	6499 1	BOWER, JUDITH
			0.00	4,288.80	-10,288.80				
			0.00	10,288.80	-10,288.80				

MGRP18 run by BRIAN 3 : 51 PM

Acct #	Per	Src Trx #	Debits	Credits	Beg/End Bal	Date	Check/Ref #	ID #	Name/Description
07364-1130					0.00				
		CONNECTION FEES - SEWER							
1402		41044		423.00		02/04/14	350	8035	1 JACOBS, ROBERT & CHERYL
		41124		423.00		02/14/14	774	8033	1 GEORGE SMITH & CHRISTINA CONLE
	JE	41045	141.12			02/04/14	PINE ROCK		ANNUAL PINE ROCK INSTALLMENT
		41125	141.12			02/14/14	PINE ROCK		ANNUAL PINE ROCK INSTALLMENT
			282.24	846.00	-563.76				
1403	CR	41402		423.00		03/04/14	2307	8034	1 STOFFLET, MICHAEL
	JE	41407	141.12			03/04/14	PINE ROCK		ANNUAL PINE ROCK INSTALLMENT
			141.12	423.00	-845.64				
1405	CR	42378		423.00		05/07/14	1021	8036	1 PAPPANO, JOSEPH & PATRICIA
	JE	42380	141.12			05/07/14	PINE ROCK		ANNUAL PINE ROCK INSTALLMENT
			141.12	423.00	-1,127.52				
			564.48	1,692.00	-1,127.52				
07380-1000					0.00				
		MISCELLANEOUS REVENUE							
1402		41045		141.12		02/04/14	PINE ROCK		ANNUAL PINE ROCK INSTALLMENT
		41125		141.12		02/14/14	PINE ROCK		ANNUAL PINE ROCK INSTALLMENT
			0.00	282.24	-282.24				
1403		41407		141.12		03/04/14	PINE ROCK		ANNUAL PINE ROCK INSTALLMENT
			0.00	141.12	-423.36				
1405		42380		141.12		05/07/14	PINE ROCK		ANNUAL PINE ROCK INSTALLMENT
			0.00	141.12	-564.48				
			0.00	564.48	-564.48				
07392-0500					0.00				
		TRANSFER FROM SEWER OPERATING							
1401		40674		1,000.00		01/08/14	DEPOSIT		DEPOSIT \$ INTO MA GENERAL FROM 05 FUND
		40747		20,000.00		01/14/14	XFER		XFER \$ FROM SEWER TO MA TO COVER EXPENSES
			0.00	21,000.00	-21,000.00				
			0.00	21,000.00	-21,000.00				
07424-1400					0.00				
		ADMINISTRATIVE WAGES							
1403	CD	41815	8,043.02			03/31/14	2237	425	EAST GOSHEN TOWNSHIP - GENERAL 1ST QTR. 2014 MUN.AUTH. REIMBURSM
			8,043.02	0.00	8,043.02				

MGRP18 run by BRIAN 3 : 51 PM

Acct #	Per	Src Trx #	Debits	Credits	Beg/End Bal	Date	Check/Ref #	ID #	Name/Description
07424-1400	1406 CD	43192	8,043.02			06/30/14	2243	425	EAST GOSHEN TOWNSHIP - GENERAL 2ND QTR.2014 MUN. AUTH.REIMBURSM
			8,043.02	0.00	16,086.04				
			16,086.04	0.00	16,086.04				
07424-3000	MISCELLANEOUS EXPENSE				0.00				
1401	40597	500.00				01/06/14	2228	2737	DEP - COMMONWEALTH OF PA NPDES PERMITS - CHAPTER 92A 2014
		950.00				01/06/14	2229	2132	PENNSYLVANIA MUNICIPAL AUTHORITIES ASSOC 2014 ACTIVE MEMBERSHIP DUES
	***	1,450.00	0.00	***					
		1,450.00	0.00	1,450.00					
		1,450.00	0.00	1,450.00					
07424-3110	MUNIC.AUTH.-AUDITING				0.00				
1407	43405	10,800.00				07/16/14	2246	808	MAILLIE FALCONIERO & CO. 2013 FINANCIAL STMTS. EXAMINATIO
		10,800.00	0.00	10,800.00					
		10,800.00	0.00	10,800.00					
07424-3130	ENGINEERING SERVICES				0.00				
1401	40653	-663.75				01/06/14	2224	1052	PENNONI ASSOCIATES INC. VOID CK. DUE TO PRINTER PROBLEM
	40743	663.75				01/14/14	2230	1052	PENNONI ASSOCIATES INC. SERVICES THRU 12/8/13 GENERAL S
JE	40746		1,845.00			01/14/14	REFUND		PENNONI REFUND DUE TO DUPLICATE PAYMENT
		0.00	1,845.00	-1,845.00					
1402 CD	41103	2,236.50				02/11/14	2233	1052	PENNONI ASSOCIATES INC. SERVICES THROUGH 1/12/14 GEN.SER
		2,236.50	0.00	391.50					
1403	41540	6,887.25				03/12/14	2236	1052	PENNONI ASSOCIATES INC. SERVICES THRU 2/9/14 2013 CHAP.
		6,887.25	0.00	7,278.75					
1404	42153	8,808.25				04/23/14	2239	1052	PENNONI ASSOCIATES INC. SERVICES THRU 3/16/14 CHAP.94 RE
		8,808.25	0.00	16,087.00					

MGRP18 run by BRIAN 3 : 51 PM

Acct #	Per	Src	Trx #	Debits	Credits	Beg/End Bal	Date	Check/Ref #	ID #	Name/Description
07424-3130	1405	CD	42462	6,198.50			05/14/14	2241	1052	PENNONI ASSOCIATES INC. SERVICES THRU 4/13/14 2013 CHAP.
				6,198.50	0.00	22,285.50				
	1406		42952	3,004.75			06/12/14	2242	1052	PENNONI ASSOCIATES INC. SERV.THURU 5/11/14 2014 SEMI-ANN
				3,004.75	0.00	25,290.25				
	1407		43405	1,521.25			07/16/14	2247	1052	PENNONI ASSOCIATES INC. SERVICES THRU 6/15/14 GEN.SERVIC
				1,521.25	0.00	26,811.50				
				28,656.50	1,845.00	26,811.50				
07424-3140			LEGAL SERVICES			0.00				
	1402		41310	800.00			02/27/14	2234	528	GAWTHROP GREENWOOD & HALSTED LEGAL SERVICES - NOV.2013 GEN.AU
				800.00	0.00	800.00				
	1403		41540	700.00			03/12/14	2235	528	GAWTHROP GREENWOOD & HALSTED LEGAL SERVICE - FEB.2014 GEN.AUT
				700.00	0.00	1,500.00				
	1404		42074	960.00			04/16/14	2238	528	GAWTHROP GREENWOOD & HALSTED LEGAL SERVICE - MARCH 2014 GEN.A
				960.00	0.00	2,460.00				
	1405		42462	1,300.00			05/14/14	2240	528	GAWTHROP GREENWOOD & HALSTED LEGAL SERVICE APRIL 2014 GEN.AUT
				1,300.00	0.00	3,760.00				
	1407		43291	520.00			07/07/14	2244	528	GAWTHROP GREENWOOD & HALSTED LEGAL SERVICE MAY 2014 - GEN.AUT
			43405	1,480.00			07/16/14	2245	528	GAWTHROP GREENWOOD & HALSTED LEGAL SERVICE JUNE 2014 - GEN.AU
				2,000.00	0.00	5,760.00				
				5,760.00	0.00	5,760.00				
07424-7460			LOCHWOOD - CAPITAL -STP			0.00				
	1401		40739	1,290.00			01/14/14	10012	2695	BRICKHOUSE ENVIRONMENTAL LOCHWOOD CHASE PROJECT - DEC.201
			40744	-1,290.00			01/14/14	10012	2695	BRICKHOUSE ENVIRONMENTAL VOID CK. - INCORRECT CASH ACCT.U
			40745	1,290.00			01/14/14	2231	2695	BRICKHOUSE ENVIRONMENTAL LOCHWOOD CHASE PROJECT - DEC. 20

MGRP18 run by BRIAN 3 : 51 PM

Acct #	Per	Src Trx #	Debits	Credits	Beg/End Bal	Date	Check/Ref #	ID #	Name/Description
07424-7460	1401 JE	40820		1,290.00		01/22/14	DEPOSIT		DEPOSIT TO REIMBURSE 07 MA FOR 05 EXPENSE
			1,290.00	1,290.00	0.00				
			1,290.00	1,290.00	0.00				
07427-1000	RESERVE PUMP STATION - ENGINEER				0.00				
1405 CD	42462		197.25			05/14/14	2241	1052	PENNONI ASSOCIATES INC. SERV.THRU 4/123/14 RESERVE PS
			197.25	0.00	197.25				
1406	42888		7,316.82			06/11/14	10019	3133	SMITH INC., RONALD APPLIC.# 3 RESERVE PS DIVERSION
	42952		619.75			06/12/14	2242	1052	PENNONI ASSOCIATES INC. SERVICE THRU 5/11/14 RESERVE PS
	43217		-7,316.82			06/30/14	10019	3133	SMITH INC., RONALD VOID CK.10019 PAYMENT AMT.TO BE REDUCED
			619.75	0.00	817.00				
1407	43229		3,658.41			07/02/14	10020	3133	SMITH INC., RONALD APPL.#3 RESERVE PS DIVERSION -FI
	43405		309.00			07/16/14	2247	1052	PENNONI ASSOCIATES INC. SERVICES THRU 6/15/14 RESERVE PS DIVERSION CONSTRUCTION
			3,967.41	0.00	4,784.41				
			4,784.41	0.00	4,784.41				
07428-1000	RESERVOIR PUMP STATION - ENGINEER				0.00				
1402	41107		10,687.50			02/11/14	10013	1052	PENNONI ASSOCIATES INC. SERV.THROUGH 1/12/14 RESERVE PS
			10,687.50	0.00	10,687.50				
1403	41541		4,431.25			03/12/14	10014	1052	PENNONI ASSOCIATES INC. SERV.THRU 2/9/14 RESERV.RD. PS
			4,431.25	0.00	15,118.75				
1404	42154		5,909.00			04/23/14	10015	1052	PENNONI ASSOCIATES INC. SERVICES THRU 3/16/14 RESERV.RD
			5,909.00	0.00	21,027.75				
1405	42463		4,724.50			05/14/14	10016	1052	PENNONI ASSOCIATES INC. SERV. THRU 4/13/14 RESERVOIR RD.
	42514		3,150.00			05/16/14	10017	3312	CONESTOGA & ASSOCIATES PROF.SERVICE THRU 3/30/14 RESERV RD. PS - BOG TURTLE HABITAT

MGRP18 run by BRIAN 3 : 51 PM

Acct #	Per	Src Trx #	Debits	Credits	Beg/End Bal	Date	Check/Ref #	ID #	Name/Description
			7,874.50	0.00	28,902.25				
1406		42888	5,761.25			06/11/14	10018	1052	PENNONI ASSOCIATES INC. SERV.THURU 5/11/14 RESERVOIR RD.
			5,761.25	0.00	34,663.50				
1407		43406	430.00			07/16/14	10021	1052	PENNONI ASSOCIATES INC. SERV.THURU 6/15/14 RESERVOIR RD.
		43421	100.00			07/18/14	10022	3353	COMMONWEALTH FINANCING AUTHORITY GRANT APPLICATION FOR DCED SEWAG FACILITIES GRANT FOR ACT 537 PLANNING FOR RESERVOIR RD P/S
			530.00	0.00	35,193.50				
			35,193.50	0.00	35,193.50				
Beg Bal		0.00	104,584.93	104,612.48	-27.55				