

EAST GOSHEN MUNICIPAL AUTHORITY

October 13, 2014

Monday 7:00 PM

1. CALL TO ORDER/PLEDGE OF ALLEGIANCE/MOMENT OF SILENCE
 - a. Ask if anyone will be taping the meeting?
2. CHAIRMAN'S REPORT/OTHER MEMBERS REPORTS
3. SEWER REPORTS
 - a. Director of Public Works Report
 - b. Pennoni Engineer's Report
 - c. Big Fish Environmental Inc. Report with DMR's August
 - d. East Goshen Township Flows
3. APPROVAL OF MINUTES
 - a. September 8, 2014
4. APPROVAL OF INVOICES
 - a. Pennoni Invoice #607606 \$ 141.25
 - b. Pennoni Invoice #607607 \$ 441.25
 - c. Pennoni Invoice #607608 \$ 649.75
 - d. Pennoni Invoice #607609 \$ 75.00
 - e. Gawthrop Invoice #123359 \$ 400.00 Paid
5. LIAISON REPORTS
6. FINANCIAL REPORTS
 - a. September 2014 Report
7. OLD BUSINESS
8. GOALS
 - a. Review current mission statement and provide the Board of Supervisors with changes, if needed – June 1, 2014

May 8 – The MA does not have a current mission statement. A first draft included in the packet. June 9 – Changed “lease” to “leasee”. Mission Statement approved by MA on June 9 - Completed
 - b. Submit an article for each newsletter – Due date for newsletter

Need by 1/31/14 – Dana **Completed**
Need by 4/30/14 – Jack **Completed**
Need by 7/1/14 - Kevin **Completed**

Need by 10/31/14 – Ed **Completed**

- c. Obtain PA DEP approval for the Act 537 Plan revision for the Reservoir Road Pump Station – December 31, 2014

May 8 - Revisions submitted to EGMA, EGPC, WGSTP, CCHD, and CCPC
July 14 – BOS scheduled to adopt resolution at their meeting on August 19.
Resolution adopted and Plan revision sent to PA DEP on August 25.

- d. Develop a recommendation on covers for the SBRs – August 1, 2014

May 8 – Draft memo distributed. June 9 – Final memo in packet - Completed

- e. Attend West Goshen Meetings quarterly – more often if needed.

1st Quarter (March) – Jack- **Completed**
2nd Quarter (June) – Ed- **Completed**
3rd Quarter (September) Ed - **Completed**
4th Quarter (December)

- f. Respond to capacity requests in 45 days or less.
211 Ellis Lane – 1 EDU existing house, 195 Wyllpen Place – 1 EDU existing house, 3 Lucas Lane – 44 EDUs.

- g. Continue to implement I & I Plan

April 14 – Status Report received
October 8 – Status Report Received

- h. Operate RCSTP in compliance with NPDES Permit

January, February, March, May, June, July, August

9. NEW BUSINESS

- a. Pulte- Applebrook sewer line dedication
b. 2015 Municipal Authority Proposed Budget
c. I & I report

10. CAPACITY REQUESTS

11. ANY OTHER MATTER

12. CORRESPONDENCE AND REPORTS OF INTEREST

13. PUBLIC COMMENT

14. ADJOURNMENT

EAST GOSHEN MUNICIPAL AUTHORITY
EAST GOSHEN TOWNSHIP
1580 PAOLI PIKE, WEST CHESTER, PA 19380-6199

October 2, 2014

To: Municipal Authority
From: Mark Miller
Re: September 2014 Monthly Report

Meters: Were read on a daily basis. We were having problems with the portable meters reading negative flows. Allied Control was notified and the problems have been corrected.

C.C. Collection: All pump stations were visited on a daily basis, no problems to report. We were notified of a lateral clog on Cooper Circle, the trap was plunged which cleared the clog. We inspected two lateral connections on the system; both were located on Manley Road; one required us to have a public works employee on site; since they were digging around the Ash Bridge force main. We replaced all the manhole castings on Wilson Drive and Morstein Road as part of our paving program. Three of the casting showed signs of inflow. We televised a thousand feet of sewer line on Reservoir Road, there were no problems to report.

R.C. Collection: The pumping station was visited on a daily basis; we did have a problem at the Hershey Mill Pump Station when a circuit board shorted out. We had a spare board in stock which was changed out and the station was returned to normal operation. We inspected two lateral installations on Cornwallis Drive. The sewer right of ways were mowed.

R.C. Plant: No problems to report.

Lateral Repairs: 404 Barker Drive replaced clean- out and traps.
903 Fairway, Found trap and clean- out filled with insulation and foam (picture enclosed).
201 Lockwood Lane, new caps.
We also repaired a dozen clean- out pipes on both collection systems.

Alarms:

We responded to 18 alarms for the month of August.

PA One Calls:

We received 89 PA One calls in August





MEMORANDUM

TO: East Goshen Municipal Authority Board
Rick Smith, Township Manager

FROM: Michael Ellis, P.E.
Authority Engineer

DATE: October 9, 2014

SUBJECT: Engineer's Report

Invoices

- Invoices with summaries are provided under separate cover.

Reservoir Road Pump Station Act 537 Plan

- The Act 537 Plan Update was submitted to PADEP on August 25, 2014. PADEP has reviewed the Plan Update, and they provided two comments which we are in the process of addressing:
 - We expect to submit revised Plan Update pages to address a project scheduling comment by October 14.
 - The second comment is that U.S. Fish & Wildlife Service (USFWS) approval is required. It is our understanding that Conestoga-Rovers & Associates resubmitted revised plans to USFWS around July 10 to address their bog turtle protection comments at the Chester Creek crossing. We are still awaiting USFWS's formal approval, and we have contacted them again to request a written approval.

- Tentative Act 537 Planning schedule:

Estimated Date

- Submission to PADEP August 25, 2014
- Address PADEP Commentsby October 31, 2014
- PADEP Review and Approval (120 days)..... by December 23, 2014

Semi-Annual Sewer Status Report

- We analyzed permanent and portable meter data for the past six-month period. We met with the Township Manager and PW Director to discuss conclusions and recommendations. We also met with the meter service company and PW staff at several portable meter manhole locations to observe meter installations, manhole conditions, and calibrations. A semi-annual status memo was forwarded to the Township.

EGMA 1401

Sewer Ordinance Updates

- We prepared proposed revisions to the Building Sewer and Grinder Pump sections of the Township's Sewers Ordinance. We also prepared a new typical building sewer detail. We met with the Township Manager and PW Director to review the proposed revisions. A second set of ordinance revisions was made thereafter and was forwarded to the Township for review, along with an example grinder pump operations and maintenance agreement.

New Sewer Connections

- We received a revised grinder pump plan submission for a proposed house at 610 Reservoir Road that is scheduled for review.



Monthly Operations Report: September 2014

Treatment Process Operation

During August 2014, there were no exceedances of the final effluent discharge limitations for outfall 001 and discharge from Outfall 002. The total phosphorus monthly average concentration of 0.25 mg/L as compared to the permitted limitation of 0.50 mg/L. Table 1 illustrates the final effluent composite sample data reported for the August 2014 eDMR. During the month, the final effluent total phosphorus concentration discharged ranged from 0.23 mg/L to 0.27 mg/L. A daily average of 99 gpd of aluminum sulfate solution was used as compared to the 92 gpd average for July.

Table 1

August 2014 - Final Effluent - Out Fall 001											
NPDES Permit Discharge Limitations	Flow	CBOD ₅		TSS		NH ₄ -N		Phosphorus, Total , mg/L		Fecal Coliform	
	MGD Average	mg/L	lbs/ month	mg/L	lbs/ month	mg/L	lbs/ month	mg/L	lbs/ month	Geo Mean	Geo Mean
	0.75	20	125	21	131	7	44	0.5	3	200	1,000
	Instantaneous Maximum	40		42							
Sample Date											
August 5, 2014	0.180	5.4	8.1	4	6	0.253	0.38	0.15	0.23	1	0.0000
August 12, 2014	0.175	3.4	5.0	3	4	0.170	0.25	0.18	0.26	530	2.7243
August 19, 2014	0.217	2.0	3.6	2	4	0.161	0.29	0.15	0.27	1	0.0000
August 26, 2014	0.169	2.0	2.8	2.0	3	0.293	0.41	0.17	0.24	1	0.0000
Average	0.185	3.2	4.9	3	4	0.219	0.33	0.16	0.25	5	0.6811
Minimum	0.169	2.0	2.8	2	3	0.161	0.25	0.15	0.23	1	0.0000
Maximum	0.217	5.4	8.1	4	6	0.293	0.41	0.18	0.27	530	2.7243

A total of 4,028,004 gallons, which represented a daily average of 134,267 gpd, of treated effluent was discharged to Applebrook, Outfall 002. Table 2 represents the final effluent water quality data used to prepare the DMR for outfall 002.



Table 2

August 2014 - Applebrook - Out Fall 002											
NPDES Permit Discharge Limitations	Flow	CBOD ₅		TSS		NH ₄ -N		Phosphorus, Total , mg/L		Fecal Coliform	
	MGD Average	mg/L	lbs/ month	mg/L	lbs/ month	mg/L	lbs/ month	mg/L	lbs/ month	Geo Mean	Geo Mean
	0.75	20	125	21	131	7	44	0.5	3	200	1,000
Instantaneous Maximum	40		42								
Sample Date											
August 5, 2014	0.1108	5.4	5.0	4	4	0.253	0.23	0.15	0.14	1	0.0000
August 12, 2014	0.1202	3.4	3.4	3	3	0.170	0.17	0.18	0.18	530	2.7243
August 19, 2014	0.1352	2.0	2.3	2	2	0.161	0.18	0.15	0.17	1	0.0000
August 26, 2014	0.1102	2.0	1.8	2	2	0.293	0.27	0.17	0.16	1	0.0000
Average	0.1191	0.0	3.1	3	3	0.219	0.21	0.16	0.16	133	0.6811
Minimum	0.1102	2.0	1.8	2	2	0.161	0.17	0.15	0.14	1	0.0000
Maximum	0.1352	5.4	5.0	4	4	0.293	0.27	0.18	0.18	530	2.7243

Table 3 illustrates the influent wastewater pollutant loadings for August 2014. The influent loadings remained within the treatment facility design loadings. A discussion of the influent ammonia as nitrogen concentrations and loadings are provided in an attached memorandum as an appendix to this report.

Table 3

August 2014 - Influent Wastewater											
Design Basis	Flow	BOD ₅		TSS		NH ₄ -N		TKN, mg/L		Phosphorus, Total, mg/L	
		mg/L	lbs/day	mg/L	lbs/day	mg/L	lbs/day	mg/L	lbs/day	mg/L	lbs/day
	MGD Average		335	2,098	320	2,001	32	200	48	301	9.1
Sample Date											
August 5, 2014	0.323	175	471	268	721	26.3	71	37.8	102	4.1	11
August 12, 2014	0.385	150	404	151	406	36.8	99	52.5	141	6.2	17
August 19, 2014	0.394	347	934	317	853	33.2	89	53.1	143	6.6	18
August 26, 2014	0.343	520	1,399	968	2,604	34.2	92	67.6	182	9.3	25
Average	0.361	298	802	426	1146	32.6	88	52.8	142	6.6	18
Minimum	0.323	150	404	151	406	26.3	71	37.8	102	4.1	11
Maximum	0.394	520	1399	968	2604	36.8	99	67.6	182	9.3	25



Table 4 presents the available Outfall 001 final effluent data for the month of September 2014. There are no anticipated exceedances of the permitted limitations for the month of September. Split sampling of the composite sample collected by Applied Laboratory Services (ALS) is ongoing for comparative analysis and daily results.

Table 4

September 2014 - Final Effluent - Out Fall 001											
NPDES Permit Discharge Limitations	Flow	CBOD₅		TSS		NH₄-N		Phosphorus, Total , mg/L		Fecal Coliform	
	MGD Average	mg/L	lbs/ month	mg/L	lbs/ month	mg/L	lbs/ month	mg/L	lbs/ month	Geo Mean	Geo Mean
	0.75	20	125	21	131	7	44	0.5	3	200	1,000
	Instantaneous Maximum	40		42							
Sample Date											
September 2, 2014	0.173	2.0	2.9	2	3	0.157	0.23	0.18	0.26	1	0.0000
September 8, 2014	0.230	2.4	4.6	6	11	0.191	0.37	0.53	1.02	1	0.0000
September 16, 2014	0.134	2.0	2.2	2	2	0.194	0.22	0.39	0.44	1	0.0000
September 23, 2014	0.138						0.00	0.24	0.28	1	0.0000
September 30, 2014	0.136						0.00	0.21	0.24		
Average	0.162	2.1	3.2	3	6	0.181	0.16	0.31	0.45	1	0.0000
Minimum	0.134	2.0	2.2	2	2	0.157	0.00	0.18	0.24	1	0.0000
Maximum	0.230	2.4	4.6	6	11	0.194	0.37	0.53	1.02	1	0.0000

During September 2014, treated effluent was discharged to Applebrook continuously. The data is presented in Table 5.



Table 5

September 2014 - Applebrook - Out Fall 002											
NPDES Permit Discharge Limitations	Flow	CBOD₅		TSS		NH₄-N		Phosphorus, Total , mg/L		Fecal Coliform	
	MGD Average	mg/L	lbs/ month	mg/L	lbs/ month	mg/L	lbs/ month	mg/L	lbs/ month	Geo Mean	Geo Mean
	0.75	20	125	21	131	7	44	0.5	3	200	1,000
	Instantaneous Maximum	40		42							
Sample Date											
September 2, 2014	0.1270	2.0	2.1	2	2	0.157	0.17	0.18	0.19	1	0.0000
September 8, 2014	0.1123	2.4	2.2	6	6	0.191	0.18	0.53	0.50	1	0.0000
September 16, 2014	0.1232	2.0	2.1	2	2	0.194	0.20	0.39	0.40	1	0.0000
September 23, 2014	0.1121							0.24	0.22	1	0.0000
September 30, 2014	0.1269							0.21	0.22		
Average	0.1203	0.0	2.1	3	3	0.181	0.18	0.31	0.31	1	0.0000
Minimum	0.1121	2.0	2.1	2	2	0.157	0.17	0.18	0.19	1	0.0000
Maximum	0.1270	2.4	2.2	6	6	0.194	0.20	0.53	0.50	1	0.0000

The influent wastewater pollutant concentrations and loading entering the wastewater treatment facility remained within the design concentrations and loadings. Composite samples are collected at the influent doghouse manhole and influent wet well. The influent flow meter reading is collected from the influent flow meter located prior to the Screening Building, excluding the internal recycle flows.

Table 6 presents the available pollutant data for the influent wastewater collected at the doghouse manhole during September.



Table 6

September 2014 - Influent Wastewater											
Design Basis	Flow	BOD ₅		TSS		NH ₄ -N		TKN, mg/L		Phosphorus, Total, mg/L	
		mg/L	lbs/day	mg/L	lbs/day	mg/L	lbs/day	mg/L	lbs/day	mg/L	lbs/day
	MGD Average	335	2,098	320	2,001	32	200	48	301	9.1	57
Sample Date											
September 2, 2014	0.316	328	863	358	942	38.0	100	49.5	130	8.1	21
September 8, 2014	0.275	191	503	234	616	42.1	111	57.4	151	6.9	18
September 16, 2014	0.285	312	821	266	700	29.3	77	49.1	129	6.5	17
September 23, 2014	0.241										
September 30, 2014	0.293										
Average	0.282	277	729	286	753	36.5	96	52.0	137	7.2	19
Minimum	0.241	191	503	234	616	29.3	77	49.1	129	6.5	17
Maximum	0.316	328	863	358	942	42.1	111	57.4	151	8.1	21

Sequencing batch reactors (SBRs) numbered 1, 3 and 4 were in service during August and September.

Process monitoring of each SBR included ammonia as N, nitrite as N, Nitrate as N, COD, SSV, MLSS and total phosphorus. Foam concentrations decreased slightly during September to as low as 40% coverage of the surface area. Increased sludge wasting rates were maintained to manage the MLSS concentrations and F:M ratio within the desired goals. Aeration time was remained at a minimum of 230 minutes to provide for a total of approximately 63% of aeration during the 360 minute treatment cycle. The extended aeration period assists to offset the oxygen demand after extended periods of idle time between treatment cycles.

Daily monitoring of the influent and final effluent 24-hour composites samples for total phosphorus is ongoing. Daily analysis of the final effluent flow equalization grab sample is total phosphorus is ongoing. Sample collection and analysis of the influent wastewater collected at the influent pump station wet well is ongoing.



Addition of aluminum sulfate solution to the SBRs to assist with phosphorus removal continued. The volume of aluminum sulfate solution to the SBRs was slightly increased from a daily average of 92 gpd during July to 99 gpd during September to assist with total phosphorus removal. The aluminum sulfate dosages prior to filtration remained constant during August and September. The increase in alum addition, as well as the increased idle times, resulted in an increase in soda ash addition. During August, the soda ash addition average decreased slightly to approximately 435 lbs./day, as compared to 416 lbs./day during July. Soda ash assists towards maintaining pH concentrations above 7.0 standard units continued during the month.

SBR No. 2 remains out of service as a treatment unit, however, partially filled with MLSS which continuously mixed and aerated.

Flow data:

September 2014			
Flow Meter Location	Total Volume for Month, MGD	Average Daily Flow, gpd	Daily Maximum Flow, gpd
Influent Wastewater to Screening Building*	10.390	346,328	513,980
Influent Wastewater to SBRs	11.582	386,057	536,864
Internal Recycle	1.192	39,729	136,566
Treated Effluent to Disc Filters	11.323	378,265	487,088
Final Effluent Discharge	4.220	162,308	334,000
Applebrook Golf Course	4.028	134,267	161,164

*The final effluent flow meter data represents 27 days of flow measurements. The flow meter was repaired on September 9, 2014

Chemical Usage:

September 2014		
Chemical	Daily Average	Total Monthly
Soda Ash	435	13,050
Magnesium Hydroxide	0	0
Aluminum Sulfate solution	99	2,972
Polymer (centrifuge)	0.84	15.96

*Nineteen (19) days of centrifuge operation



Solids Dewatering and Disposal: September 2014

Sludge Dewatering Summary	
Gallons of sludge dewatered	330,129
Average Dewatered Total Solids, %	<i>Laboratory results are not available at this time</i>
Wet Tons	39.88
Dry Tons	<i>Laboratory results are not available at this time</i>
Number of dumpsters	5

**A total of five (5) dumpsters were filled and five (5) dumpsters were removed during September.*

During August, sludge wasting to the sludge holding tanks and decanting of the sludge holding tanks was ongoing. Process monitoring included pH, total alkalinity and total solids.

Sludge holding tank No. 1 was in service. The level at the beginning of the month was 8.19 feet and the level at the end of the month was 7.93 feet. The initial total solids concentration was 0.74% and ended the month as 0.67% total solids. The average pH concentration was 7.40 S.U. and total alkalinity of 285 mg/L. Zero gallons of supernatant were decanted during the month. A total of 100 pounds of soda ash were added during the month for pH adjustment.

Sludge holding tank No. 2 was in service. The level at the beginning of the month was 11.57 feet and the level at the end was 5.77. The initial total solids concentration were 0.69% and ended the month as 0.68% total solids. The average pH concentration was 7.23 S.U. and total alkalinity of 355 mg/L. A total of 55,440 gallons of supernatant were decanted during the month. A total of 350 pounds of soda ash were added during the month for pH adjustment.

Significant Storm/Hydraulic Loading Events

There were no significant storm events during the month of August.

Minor Repairs and Preventative Maintenance


- ACS replaced a failed level transducer for the final effluent flow meter.

2014 SUMMARY OF METER READINGS

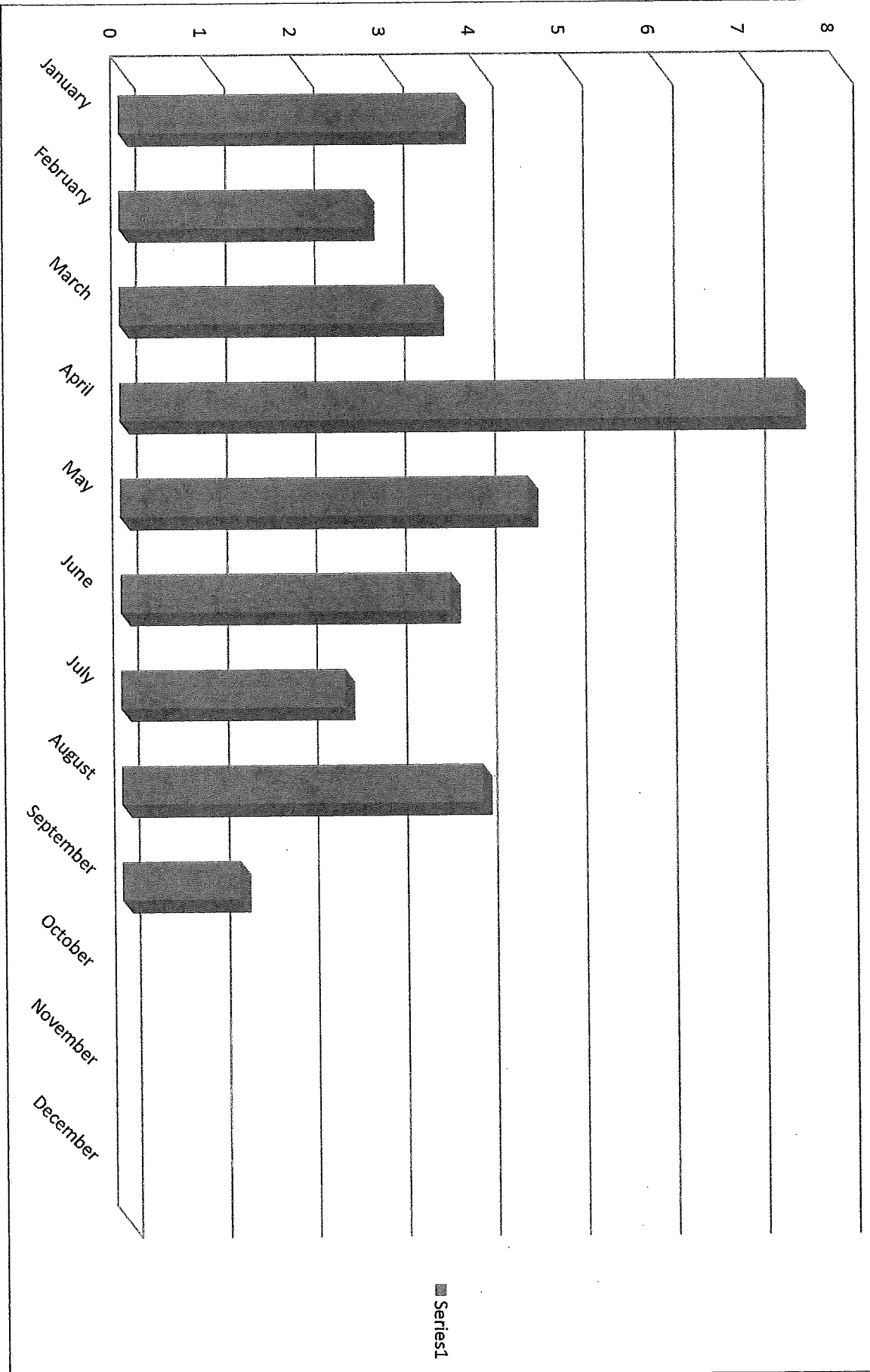
	WESTTOWN WAY	ELLIS LANE	PAOLI PIKE	WILSON DRIVE	SUMMIT	HERSHEY MILL	ASHBRIDGE	HICKS	RESERVOIR	BARKWAY
JANUARY	1,120,955	112,631	63,436	80,890	24,000			255,116	795,376	
FEBRUARY	1,249,173	138,449	68,472	88,803	24,000			287,831	881,433	
MARCH	1,182,533	126,933	67,479	84,197	24,000	860,074	75,186	291,520	827,109	28,696
APRIL	1,242,798	143,329	76,736	88,674	24,000	1,029,229	79,139	300,256	806,253	12,331
MAY	1,542,161	175,112	95,766	94,501	24,000	1,337,536	117,391	357,808	937,139	20,786
JUNE	1,117,632	118,019	66,596	96,366	24,000	718,059	68,339	287,327	744,579	11,081
JULY	966,691	100,935	55,946	86,968	24,000	613,087	57,604	261,340	676,846	9,610
AUGUST	901,782	84,377	54,933	67,878	24,000	546,913	54,394	242,828	616,910	9,213
SEPTEMBER	948,410	82,233	63,005	69,743	24,000	528,956	53,424	183,533	443,679	17,998
OCTOBER										
NOVEMBER										
DECEMBER										
Total Flows										
Monthly Ave	1,141,237	120,224	68,041	84,224	24,000	804,836	72,211	274,173	747,703	15,674

To
West Goshen 868,748

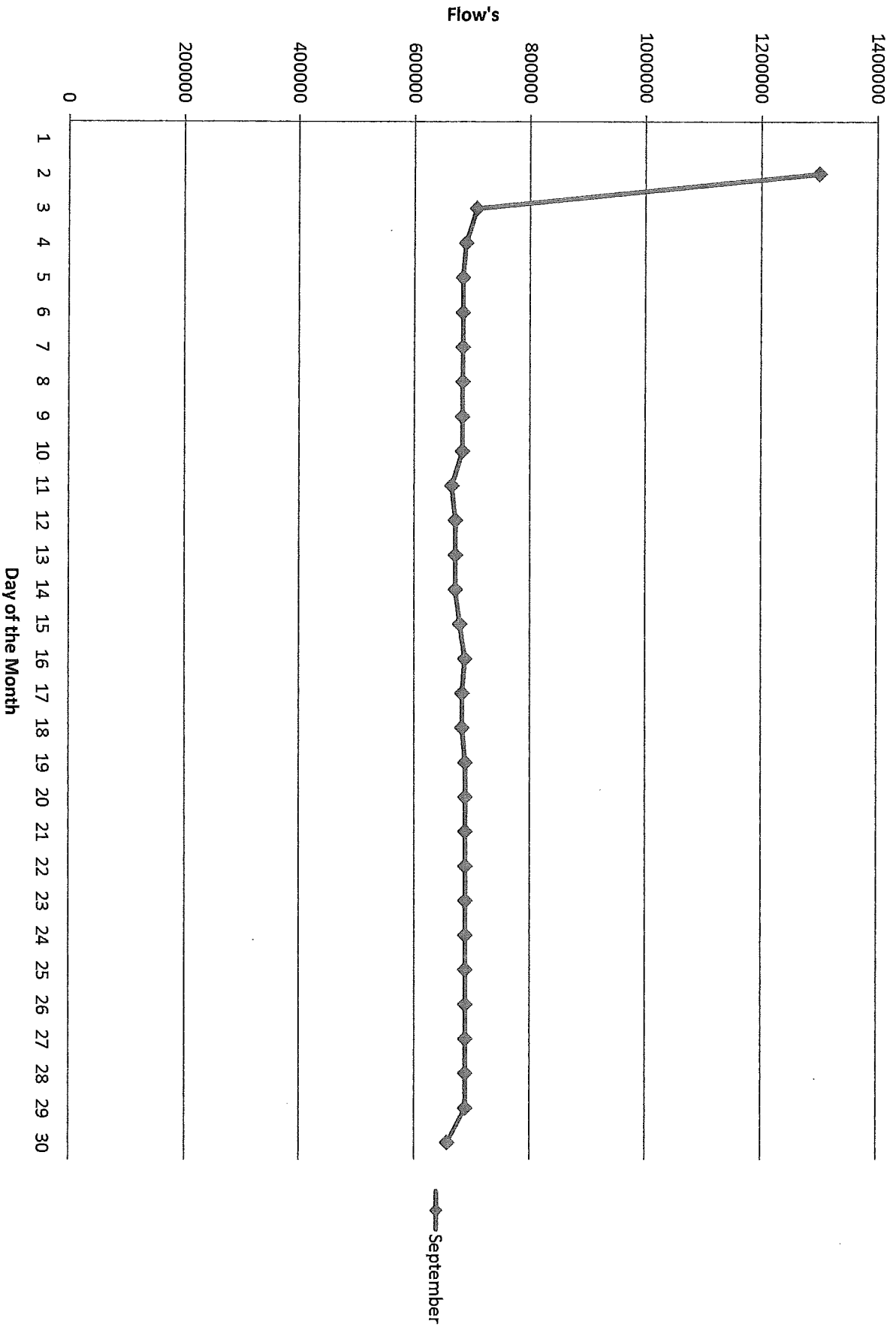
September Precip. 1.32 - 2014



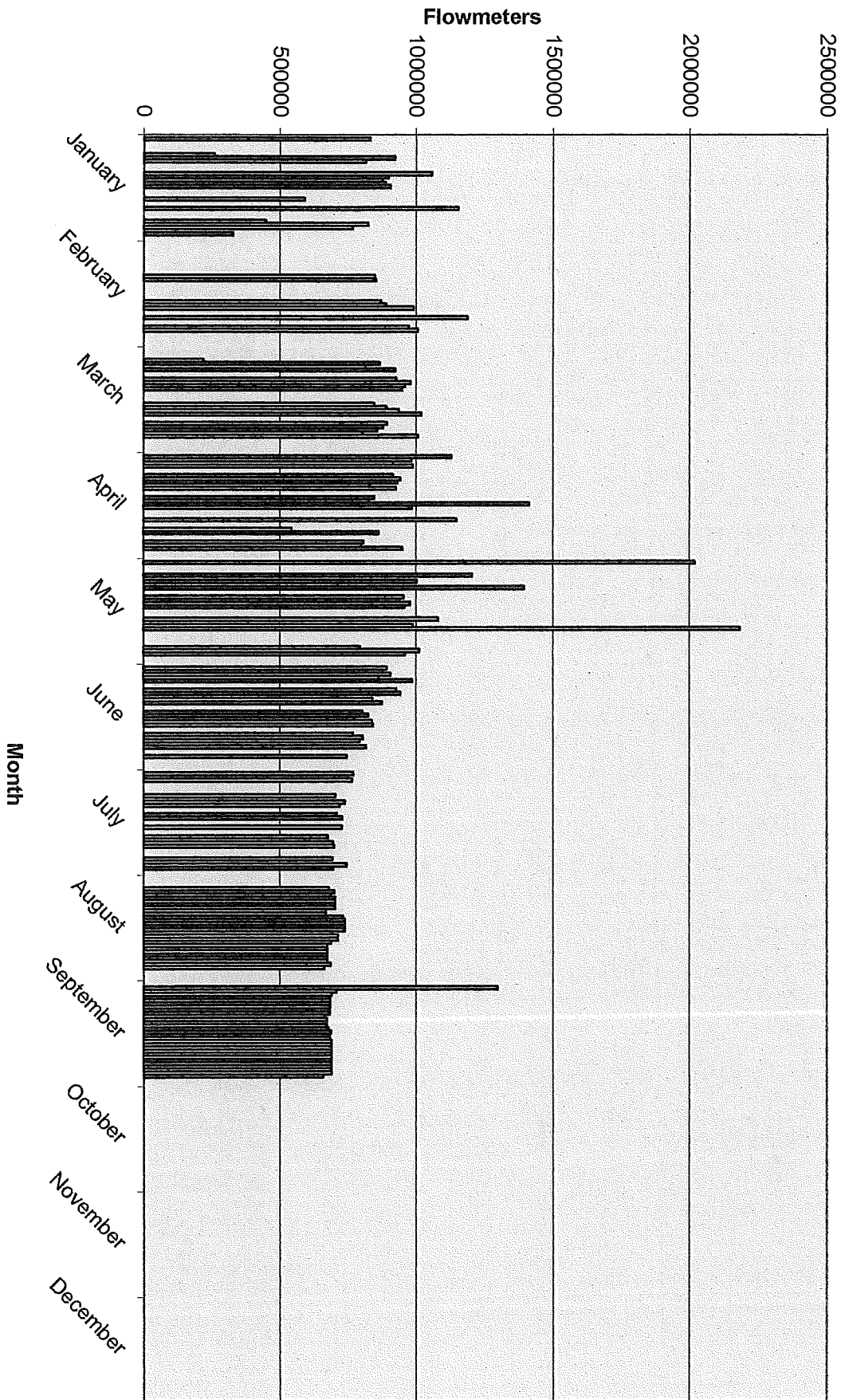
2013 Monthly Precipitation



Flowmeters September 2014



Monthly Totals 2012 Jan-Dec



1 Scott also noted that there has been a lot of dewatering in July and August and they are in the
2 process of draining SBR-2. He also said that they have plans in place to drop and clean all of the
3 tanks in the future.

4 Scott also assured all that Mark Miller is taking care of the issues that we have with a Flo-meter
5 and transducer and that are not impeding the flows and all the PMs were fine.

6 Scott also addressed Dana's concerns about influent ammonia concentration. Scott explained
7 how it works and after reviewing the previous data assured him all is fine.

8 Jack had concerns about the charges and mix-ups by the lab. Scott said that safety measures are
9 in place.

10 Scott's report is attached.

11 Approval of Minutes

12 Kevin moved to accept the minutes of August 2014 as corrected. Fran seconded the motion. The
13 motion passed unanimously.
14

15 Dana moved to approve payment of the following Pennoni invoices:

- | | | | |
|----|----|-----------------|-----------|
| 16 | a. | Pennoni #603380 | \$ 111.25 |
| 17 | b. | Pennoni #603381 | \$ 781.25 |
| 18 | c. | Pennoni #603382 | \$ 556.00 |
| 19 | | | |
| 20 | | | |

21 Fran seconded the motion. The motion passed unanimously.
22

23 Financial Reports

24 Jack suggested that the Board approve the budget at next month's meeting. Rick mentioned that
25 we are still waiting for a proposal from the engineer.
26

27 Goals

28 Rick noted that someone needs to provide an article for the newsletter. The members agreed that
29 Ed McAssey would write the article.
30

31 Adjournment

32 There being no further business, Fran moved to adjourn the meeting. Dana seconded the motion.
33 The motion passed unanimously. The meeting was adjourned at 7:29 pm.
34

35
36
37 Respectfully yours,

38
39
40 Barbara L. Phillips
41 Recording Secretary
42



INVOICE

Newark, DE
302-655-4451 Fax: 302-654-2895

Remit Payment To:
Pennoni Associates Inc.
P.O. Box 827328
Philadelphia, PA 19182-7328

East Goshen Municipal Authority
1580 Paoli Pike
West Chester, PA 19380-6199
Attention: Louis F. Smith, Twp Mgr.

Invoice # : 607606
Invoice Date : 09/23/2014
Project : EGMA1306
Project Name : Reserve PS Diversion Construction

For Services Rendered through: 9/14/2014

Reviewed revised as-built plan and coordinated approach to resolve ongoing inadequate restoration work with Township staff.

Phase : **** -- Professional Services

Total Phase : **** -- Professional Services

Labor :	141.25
Expense :	0.00
Phase Total :	141.25

Amount Due This Invoice

\$141.25

Fee :	20,000.00
Prior Billings :	15,954.50
Current Billings :	141.25
Total Billings :	16,095.75

Phase : **** -- Professional Services

Labor

Class	Hours/ Units	Rate	Amount
Authority Engineer	1.25	113.00	141.25
Labor Total:	1.25		141.25

Total Phase : **** -- Professional Services

Labor :	\$141.25
Expense :	\$0.00

Total Project : EGMA1306 -- Reserve PS Diversion Construction

Labor :	\$141.25
Expense :	\$0.00

OK 75
10/10/14

East Goshen Municipal Authority
EGMA1306 Invoice Summary
Invoice Date 09/23/2014

Project: EGMA1306
Pennoni Job No.: Reserve PS Diversion Construction P
Invoice No: 607606
Invoice Period: 8/11/2014 to 9/14/2014
Initial Authorization: \$ 20,000.00 **Date:** 9/23/2014
Contract Amount: \$ 20,000.00
Previously Invoiced: \$ 15,954.50
Current Invoice: \$ 141.25
Invoiced to Date (\$): \$ 16,095.75
Invoiced to Date (%): 80%
Remaining Budget (\$): \$ 3,904.25
Remaining Budget (%): 20%

Budget by Phase:

Phase Name: Reserve PS Diversion
Construction Phase
Phase Budget: \$ 20,000.00
Previously Invoiced: \$ 15,954.50
Current Invoice: \$ 141.25
Invoiced to Date (\$): \$ 16,095.75
Invoiced to Date (%): 80%
Remaining Budget (\$): \$ 3,904.25
Remaining Budget (%): 20%

Comments: Reviewed revised as-built plan and coordinated approach to resolve ongoing inadequate restoration work with Township staff.



INVOICE
Newark, DE
302-655-4451 Fax: 302-654-2895

Remit Payment To:
Pennoni Associates Inc.
P.O. Box 827328
Philadelphia, PA 19182-7328

East Goshen Municipal Authority
1580 Paoli Pike
West Chester, PA 19380-6199
Attention: Louis F. Smith, Twp Mgr.

Invoice # : 607607
Invoice Date : 09/23/2014
Project : EGMA1307
Project Name : Reservoir Rd PS Act 537 Planning

For Services Rendered through: 9/14/2014

Finalized, assembled, and issued Act 537 Plan submission to PADEP; and followed-up with PADEP for status update on review.

Phase : 03 -- Act 537 Plan Update
Total Phase : 03 -- Act 537 Plan Update

Labor : 441.25
Expense : 0.00
Phase Total : 441.25

Amount Due This Invoice \$441.25

Phase : 03 -- Act 537 Plan Update

<u>Class</u>	<u>Hours/ Units</u>	<u>Rate</u>	<u>Amount</u>
Authority Engineer	2.50	110.00	275.00
Project Engineer	1.75	95.00	166.25
Labor Total:	4.25		441.25

Total Phase : 03 -- Act 537 Plan Update

Labor : \$441.25
Expense : \$0.00

Total Project : EGMA1307 -- Reservoir Rd PS Act 537 Planning

Labor : \$441.25
Expense : \$0.00

ok RS
10/10/14

East Goshen Municipal Authority
EGMA1307 Invoice Summary
Invoice Date 09/23/2014

Project: EGMA1307
Pennoni Job No.: Reservoir Rd PS Act 537 Planning
Invoice No: **607607**
Invoice Period: 8/11/2014 to 9/14/2014
Initial Authorization: \$ 77,400.00 **Date:** 9/23/2014
Contract Amount: \$ 87,900.00
Previously Invoiced: \$ 72,275.50
Current Invoice: \$ 441.25
Invoiced to Date (\$): \$ 72,716.75
Invoiced to Date (%): 83%
Remaining Budget (\$): \$ 15,183.25
Remaining Budget (%): 17%

Budget by Phase:

Reservoir Rd PS Act
537 Planning

Phase Name:
Phase Budget: \$ 87,900.00
Previously Invoiced: \$ 72,275.50
Current Invoice: \$ 441.25
Invoiced to Date (\$): \$ 72,716.75
Invoiced to Date (%): 83%
Remaining Budget (\$): \$ 15,183.25
Remaining Budget (%): 17%

Comments: Finalized, assembled, and issued Act 537 Plan submission to PADEP; and followed-up with PADEP for status update on review.



INVOICE
Newark, DE
302-655-4451 Fax: 302-654-2895

Remit Payment To:
Pennoni Associates Inc.
P.O. Box 827328
Philadelphia, PA 19182-7328

East Goshen Municipal Authority
1580 Paoli Pike
West Chester, PA 19380-6199
Attention: Louis F. Smith, Twp Mgr.

Invoice # : 607608
Invoice Date : 09/23/2014
Project : EGMA1401
Project Name : 2014 General Services

For Services Rendered through: 9/14/2014

Prepared for and attended August and September Municipal Authority meetings, prepared September Engineer's Report, and provided engineering project fee estimates to Twp Manager for 2015 budgeting.

Phase : **** -- Professional Services

Total Phase : **** -- Professional Services

Labor : 649.75
Expense : 0.00
Phase Total : 649.75

Amount Due This Invoice

649.75

Fee : 10,300.00
Prior Billings : 7,798.50
Current Billings : 649.75
Total Billings : 8,448.25

Phase : **** -- Professional Services

Labor Class	Hours/ Units	Rate	Amount
Authority Engineer	5.75	113.00	649.75
Labor Total:	5.75		649.75

Total Phase : **** -- Professional Services

Labor : 649.75
Expense : 0.00

Total Project : EGMA1401 - 2014 General Services

Labor : 649.75
Expense : 0.00

OK TS
10/10/14


East Goshen Municipal Authority
EGMA1401 Invoice Summary
Invoice Date 09/23/2014

Project:	EGMA1401		
Pennoni Job No.:	2014 General Services		
Invoice No:	607608		
Invoice Period:	8/11/2014	to	9/14/2014
Initial Authorization:	\$ 10,300.00	Date:	9/23/2014
Contract Amount:	\$ 10,300.00		
Previously Invoiced:	\$ 7,798.50		
Current Invoice:	\$ 649.75		
Invoiced to Date (\$):	\$ 8,448.25		
Invoiced to Date (%):	82%		
Remaining Budget (\$):	\$ 1,851.75		
Remaining Budget (%):	18%		

Budget by Phase:

Phase Name:	2014 General Services		
Phase Budget:	\$ 10,300.00		
Previously Invoiced:	\$ 7,798.50		
Current Invoice:	\$ 649.75		
Invoiced to Date (\$):	\$ 8,448.25		
Invoiced to Date (%):	82%		
Remaining Budget (\$):	\$ 1,851.75		
Remaining Budget (%):	18%		

Comments: Prepared for and attended August and September Municipal Authority meetings, prepared September Engineer's Report, and provided engineering project fee estimates to Twp Manager for 2015 budgeting.



INVOICE

Newark, DE
302-655-4451 Fax: 302-654-2895

Remit Payment To:
Pennoni Associates Inc.
P.O. Box 827328
Philadelphia, PA 19182-7328

East Goshen Municipal Authority
1580 Paoli Pike
West Chester, PA 19380-6199
Attention: Louis F. Smith, Twp Mgr.

Invoice # : 607609
Invoice Date : 09/23/2014
Project : EGMA1402
Project Name : 2014 Semi-Annual I&I Reports

For Services Rendered through: 9/14/2014

Initiated analysis of portable sewer meter data.

Phase : **** -- Professional Services

Total Phase : **** -- Professional Services

Labor :	75.00
Expense :	0.00
Phase Total :	75.00

Amount Due This Invoice

75.00

Fee :	10,300.00
Prior Billings :	5,828.50
Current Billings :	75.00
Total Billings :	5,903.50

Phase : **** -- Professional Services

Labor Class	Hours/ Units	Rate	Amount
Graduate Engineer	1.00	75.00	75.00
Labor Total:	1.00		75.00

Total Phase : **** -- Professional Services

Labor :	\$75.00
Expense :	\$0.00

Total Project : EGMA1402 -- 2014 Semi-Annual I&I Reports

Labor :	\$75.00
Expense :	\$0.00

OK TCS
10/10/14

East Goshen Municipal Authority
EGMA1401 Invoice Summary
Invoice Date 09/23/2014

Project: EGMA1402
Pennoni Job No.: 2014 Semi-Annual I&I Reports
Invoice No: 591752
Invoice Period: 7/14/2014 to 9/14/2014
Date: 9/23/2014
Initial Authorization: \$ 10,300.00
Contract Amount: \$ 10,300.00
Previously Invoiced: \$ 5,828.50
Current Invoice: \$ 75.00
Invoiced to Date (\$): \$ 5,903.50
Invoiced to Date (%): 57%
Remaining Budget (\$): \$ 4,396.50
Remaining Budget (%): 43%

Budget by Phase:

2014 Semi-Annual I&I
Reports
Phase Name:
Phase Budget: \$ 10,300.00
Previously Invoiced: \$ 5,828.50
Current Invoice: \$ 75.00
Invoiced to Date (\$): \$ 5,903.50
Invoiced to Date (%): 57%
Remaining Budget (\$): \$ 4,396.50
Remaining Budget (%): 43%

Comments: Initiated analysis of portable sewer meter data.



Gawthrop Greenwood, PC
Attorneys at Law

17 East Gay Street, Suite 100 | (p) 610-696-8225
West Chester, PA 19381-0562 | (f) 610-344-0922
gglaw@gawthrop.com | www.gawthrop.com

East Goshen Municipal Authority
1580 Paoli Pike
West Chester PA 19380

Page: 1
08/31/2014
Client No: 6604-001M
Invoice No. 123359

General Authority Services

Fees

		Hours	
08/11/2014	RFA		
	Review packet for meeting of 8/11/14; attend regular meeting of Municipal Authority.	2.00	
	For Current Services Rendered	2.00	400.00

Recapitulation

<u>Timekeeper</u>	<u>Hours</u>	<u>Hourly Rate</u>	<u>Total</u>
Robert F. Adams	2.00	\$200.00	\$400.00
Previous Balance			\$80.00
Total Current Charges			400.00
08/14/2014	Payment		-80.00
Balance Due			<u>\$400.00</u>

9/15 OK TO PAY RS

To ensure proper credit, please write client number on your check when returning payment. Thank You.
A finance charge of 1.25% per month (15% annually) may be charged on balances not paid 60 days after the invoice date.

Memo

To: Municipal Authority
From: Jon Altshul
Re: MA September Financial Reports
Date: October 8, 2014

The Municipal Authority recorded \$21,730 in revenues (mostly from Tapping Fees from Goshen Meadow) and \$10,306 in expenses in September (mostly from the quarterly administrative chargeback for \$8,043), a difference of +\$11,424. The fund balance is now \$1,607,921.

A complete list of all year-to-date expenses and revenues is provided.

EAST GOSHEN TOWNSHIP
1580 PAOLI PIKE
WEST CHESTER, PA
Municipal Authority
September 2014

Account Title	Acct #	Annual Budget	Month To Date Actual	Year To Date Actual
MUNICIPAL AUTHORITY BEGINNING FUND BALANCE				
			1,596,496.86	
RCSTP BUDGET				
REVENUE				
INTEREST EARNED - RCSTP EXPANSION	07341 1020	2,000.00	128.30	1,185.18
GRANT REVENUE	07392 0800	0.00	0.00	0.00
TOTAL REVENUE		2,000.00	128.30	1,185.18
EXPENSES				
R.C.-CAP. PROJ.-ENGINEER	07424 7451	0.00	0.00	0.00
R.C. CAP EXPANSION GEN'L CONTRACTOR	07424 7452	0.00	0.00	0.00
R.C. CAP EXPANSION - ELECTRICAL	07424 7453	0.00	0.00	0.00
R.C. CAP EXP CONTINGENCY CAPITAL	07424 7454	0.00	0.00	0.00
R.C. CAP EXP CONTINGENCY ONGOING	07424 7455	0.00	0.00	0.00
R.C. CAP EXP ADDITIONAL CONTINGENCY	07424 7456	0.00	0.00	0.00
TRANSFER TO SEWER SINKING FUND	07492 0550	0.00	0.00	0.00
TRANSFER TO AUTHORITY CAP FUND	07492 0990	0.00	0.00	0.00
TOTAL EXPENSES		0.00	0.00	0.00
RCSTP NET RESULT		2,000.00	128.30	1,185.18

EAST GOSHEN TOWNSHIP
1580 PAOLI PIKE
WEST CHESTER, PA
Municipal Authority
September 2014

Account Title	Acct #	Annual Budget	Month To Date Actual	Year To Date Actual
OPERATING BUDGET				
REVENUE				
INTEREST EARNINGS	07341 1000	27.00	1.53	10.74
C.C. TAPPING FEES	07364 1100	124,000.00	21,600.00	88,600.00
R.C.TAPPING FEES	07364 1110	21,444.00	0.00	10,288.80
CONNECTION FEES - SEWER	07364 1130	0.00	0.00	1,127.52
MISCELLANEOUS REVENUE	07380 1000	0.00	0.00	564.48
TRANSFER FROM SEWER OPERATING	07392 0500	0.00	0.00	21,000.00
TOTAL REVENUE		145,471.00	21,601.53	121,591.54
EXPENSES				
ADMINISTRATIVE WAGES	07424 1400	32,768.00	8,043.02	24,129.06
MISCELLANEOUS EXPENSE	07424 3000	4,000.00	0.00	1,450.00
MUNICAUTH.-AUDITING	07424 3110	10,800.00	0.00	10,800.00
ENGINEERING SERVICES	07424 3130	35,525.00	556.00	27,537.00
LEGAL SERVICES	07424 3140	7,000.00	400.00	6,240.00
M.C.-DVREFA-DEBT SERVICE	07471 1000	22,120.00	0.00	0.00
M.C.-DVREFA-INTEREST PAYMN	07472 1000	5,115.00	0.00	0.00
M.C.-DVREFA-INTEREST PAYMN	07472 1010	0.00	0.00	0.00
TOTAL EXPENSES		117,328.00	8,999.02	70,156.06
OPERATING NET RESULT		28,143.00	12,602.51	51,435.48

EAST GOSHEN TOWNSHIP
1580 PAOLI PIKE
WEST CHESTER, PA
Municipal Authority
September 2014

Account Title	Acct #	Annual Budget	Month To Date Actual	Year To Date Actual
CAPITAL BUDGET				
REVENUE				
LOAN PROCEEDS-SEWER PROJECT	07393 1001	0.00	0.00	0.00
TRANSFER FROM SEWER CAP RESERVE	07392 0900	0.00	0.00	0.00
TOTAL REVENUE		0.00	0.00	0.00
EXPENSES				
MARYDELL PUMP STATION - ENGINEER	07425 1000	0.00	0.00	0.00
MARYDELL PUMP STATION -CONSTRUCTION	07425 2000	0.00	0.00	0.00
MANHOLE COVER REPLACEMENTS	07424.7405	0.00	0.00	0.00
C.C. CAPITAL - COLLECTION	07424.7420	0.00	0.00	0.00
LOCHWOOD ABANDONMENT ENGINEER	07424 7475	0.00	0.00	0.00
LOCHWOOD ABANDONMENT CONSTRUCTION	07424 7476	0.00	0.00	0.00
LOCHWOOD ELIMINATION PHASE 2	07424 7477	0.00	0.00	0.00
HERSHEY MILL STATION - ENGINEER	07426 1000	0.00	0.00	0.00
HERSHEY MILL STATION - CONSTRUCTION	07426 2000	0.00	0.00	0.00
RESERVE PUMP STATION - ENGINEER	07427 1000	0.00	111.25	5,372.41
RESERVE PUMP STATION - CONSTRUCTION	07427 2000	0.00	0.00	0.00
RESERVOIR PUMP STATION - ENGINEER	07428 1000	75,000.00	1,195.25	37,597.50
RESERVOIR PUMP STATION CONSTRUCTION	07428 2000	0.00	0.00	0.00
TOTAL EXPENSES		75,000.00	1,306.50	42,969.91
CAPITAL NET RESULT		(75,000.00)	(1,306.50)	(42,969.91)
MUNICIPAL AUTHORITY ENDING FUND BALANCE			1,607,921.17	

MGRP18 run by BRIAN 11 : 25 AM

Acct #	Per	Src	Trx #	Debits	Credits	Beg/End Bal	Date	Check/Ref #	ID #	Name/Description
07341-1000	INTEREST EARNINGS					0.00				
1401	JE	41027			0.58		02/04/14	INTEREST		INTEREST EARNED JANUARY 2014 07 FUND
1402		41391		0.00	0.58	-0.58	03/04/14	INTEREST		INTEREST EARNED FEBRUARY 2014 07100.1000
1403		41840		0.00	1.33	-1.91	04/01/14	INTEREST		INTEREST EARNED MARCH 2014 07 FUND
1404		42321		0.00	1.71	-3.62	05/02/14	INTEREST		INTEREST EARNED APRIL 2014 07100.1000
1405		42739		0.00	1.21	-4.83	06/02/14	INTEREST		INTEREST EARNED MAY 2014 07100.1000
1406		43211		0.00	0.90	-5.73	07/01/14	INTEREST		INTEREST EARNED JUNE 2014 07100.1000
1407		43716		0.00	0.75	-6.48	08/04/14	INTEREST		INTEREST EARNED JULY 2014 07 FUND
1408		44102		0.00	1.11	-7.59	09/03/14	INTEREST		INTEREST EARNED AUGUST 2014 07100.1000
1409		44521		0.00	1.62	-9.21	10/01/14	INTEREST		INTEREST EARNED SEPTEMBER 2014 07100.1000
				0.00	1.53	-10.74				
				0.00	10.74	-10.74				
07341-1020	INTEREST EARNED - RCSTP EXPANSION					0.00				
1401		41028			137.33		02/04/14	INTEREST		INTEREST EARNED JANUARY 2014 07 CONSTRUCTION FUND
1402		41392		0.00	137.33	-137.33	03/04/14	INTEREST		INTEREST EARNED FEBRUARY 2014 07 CONSTRUCTION FUND
				0.00	123.56	-260.89				

MGRP18 run by BRIAN 11 : 25 AM

Acct #	Per	Src	Trx #	Debits	Credits	Beg/End Bal	Date	Check/Ref #	ID #	Name/Description
07341-1020	1403	JE	41841		136.07		04/01/14	INTEREST		INTEREST EARNED MARCH 2014 07 CONSTRUCTION FUND
				0.00	136.07	-396.96				
1404			42322		131.45		05/02/14	INTEREST		INTEREST EARNED APRIL 2014 CONSTRUCT.FUNDS
				0.00	131.45	-528.41				
1405			42740		134.59		06/02/14	INTEREST		INTEREST EARNED MAY 2014 07 FUND - CONSTRUCTION
				0.00	134.59	-663.00				
1406			43212		129.00		07/01/14	INTEREST		INTEREST EARNED JUNE 2014 07 CONSTRUCTION FUNDS
				0.00	129.00	-792.00				
1407			43718		132.61		08/04/14	INTEREST		INTEREST EARNED JULY 2014 07 CONTRUC.FUND
				0.00	132.61	-924.61				
1408			44103		132.27		09/03/14	INTEREST		INTEREST EARNED AUGUST 2014 07 CONSTRUCTION FUND
				0.00	132.27	-1,056.88				
1409			44522		128.30		10/01/14	INTEREST		INTEREST EARNED SEPTEMBER 2014 07 CONSTRUCTION FUND
				0.00	128.30	-1,185.18				
				0.00	1,185.18	-1,185.18				
07364-1100						0.00				
1401	CR		40976		12,600.00		01/31/14	3034	8069	1 GOSHEN MEADOWS INVESTORS L.P.
				0.00	12,600.00	-12,600.00				
1402			41258		5,400.00		02/24/14	3553	8069	1 GOSHEN MEADOWS INVESTORS L.P.
	RE		41263		2,000.00		02/24/14	41263	1	TAP IN FEE - 211 ELLIS LANE
				0.00	7,400.00	-20,000.00				
1405			42661		2,000.00		05/29/14	42661	1	TAP IN FEE FOR 195 WYLLPEN PL
				0.00	2,000.00	-22,000.00				
1407	CR		43276		21,600.00		07/03/14	21	8069	1 GOSHEN MEADOWS INVESTORS L.P.
			43434		21,600.00		07/21/14	26	8069	1 GOSHEN MEADOWS INVESTORS L.P.
	RE		43312		1,800.00		07/08/14	43312	1	TAP IN FEE FOR 1637 MANLEY RD
				0.00	45,000.00	-67,000.00				
1409	CR		44456		21,600.00		09/26/14	46	8069	1 GOSHEN MEADOWS INVESTORS L.P.
				0.00	21,600.00	-88,600.00				

East Goshen Township General Ledger

Report Date 10/06/14

GL Transaction Details

PAGE 4

MGRP18 run by BRIAN 11 : 25 AM

Acct #	Per	Src	Trx #	Debits	Credits	Beg/End Bal	Date	Check/Ref #	ID #	Name/Description
07392-0500						0.00				
			TRANSFER FROM SEWER OPERATING							
		1401	40674		1,000.00		01/08/14	DEPOSIT		DEPOSIT \$ INTO MA GENERAL FROM 05 FUND
			40747		20,000.00		01/14/14	XFER		XFER \$ FROM SEWER TO MA TO COVER EXPENSES
				0.00	21,000.00	-21,000.00				
				0.00	21,000.00	-21,000.00				
07424-1400						0.00				
			ADMINISTRATIVE WAGES							
		1403 CD	41815	8,043.02			03/31/14	2237		425 EAST GOSHEN TOWNSHIP - GENERAL 1ST QTR.2014 MUN.AUTH. REIMBURSM
				8,043.02	0.00	8,043.02				
		1406	43192	8,043.02			06/30/14	2243		425 EAST GOSHEN TOWNSHIP - GENERAL 2ND QTR.2014 MUN. AUTH. REIMBURSM
				8,043.02	0.00	16,086.04				
		1409	44443	8,043.02			09/26/14	2252		425 EAST GOSHEN TOWNSHIP - GENERAL 3RD QTR.2014 MUN.AUTH. REIMBURSM
				8,043.02	0.00	24,129.06				
				24,129.06	0.00	24,129.06				
07424-3000						0.00				
			MISCELLANEOUS EXPENSE							
		1401	40597	500.00			01/06/14	2228		2737 DEP - COMMONWEALTH OF PA NPDES PERMITS - CHAPTER 92A 2014
				950.00			01/06/14	2229		2132 PENNSYLVANIA MUNICIPAL AUTHORITIES ASSOC 2014 ACTIVE MEMBERSHIP DUES
			***	1,450.00	0.00	***				
				1,450.00	0.00	1,450.00				
				1,450.00	0.00	1,450.00				
07424-3110						0.00				
			MUNIC.AUTH.-AUDITING							
		1407	43405	10,800.00			07/16/14	2246		808 MAILLIE FALCONIERO & CO. 2013 FINANCIAL STMTS. EXAMINATIO
				10,800.00	0.00	10,800.00				
				10,800.00	0.00	10,800.00				
07424-3130						0.00				
			ENGINEERING SERVICES							

East Goshen Township General Ledger

Report Date 10/06/14

GL Transaction Details

PAGE 6

MGRP18 run by BRIAN

11 : 25 AM

Acct #	Per	Src Trx #	Debits	Credits	Beg/End Bal	Date	Check/Ref #	ID #	Name/Description
07424-3140	1403	CD 41540	700.00			03/12/14	2235	528	GAWTHROP GREENWOOD & HALSTED LEGAL SERVICE - FEB.2014 GEN.AUT
			700.00	0.00	1,500.00				
1404		42074	960.00			04/16/14	2238	528	GAWTHROP GREENWOOD & HALSTED LEGAL SERVICE - MARCH 2014 GEN.A
			960.00	0.00	2,460.00				
1405		42462	1,300.00			05/14/14	2240	528	GAWTHROP GREENWOOD & HALSTED LEGAL SERVICE APRIL 2014 GEN.AUT
			1,300.00	0.00	3,760.00				
1407		43291	520.00			07/07/14	2244	528	GAWTHROP GREENWOOD & HALSTED LEGAL SERVICE MAY 2014 - GEN.AUT
		43405	1,480.00			07/16/14	2245	528	GAWTHROP GREENWOOD & HALSTED LEGAL SERVICE JUNE 2014 - GEN.AU
			2,000.00	0.00	5,760.00				
1408		43811	80.00			08/12/14	2248	528	GAWTHROP GREENWOOD & HALSTED LEGAL SERVICE 7/3-7/14/14 GEN.AU
			80.00	0.00	5,840.00				
1409		44372	400.00			09/22/14	2251	528	GAWTHROP GREENWOOD & HALSTED LEGAL SERVICE 8/11/14 GEN. AUTH.
			400.00	0.00	6,240.00				
			6,240.00	0.00	6,240.00				
07424-7460		LOCHWOOD - CAPITAL -STP			0.00				
1401		40739	1,290.00			01/14/14	10012	2695	BRICKHOUSE ENVIRONMENTAL LOCHWOOD CHASE PROJECT - DEC.201
		40744	-1,290.00			01/14/14	10012	2695	BRICKHOUSE ENVIRONMENTAL VOID CK. - INCORRECT CASH ACCT.U
		40745	1,290.00			01/14/14	2231	2695	BRICKHOUSE ENVIRONMENTAL LOCHWOOD CHASE PROJECT - DEC. 20
		JE 40820		1,290.00		01/22/14	DEPOSIT		DEPOSIT TO REIMBURSE 07 MA FOR 05 EXPENSE
			1,290.00	1,290.00	0.00				
			1,290.00	1,290.00	0.00				
07427-1000		RESERVE PUMP STATION - ENGINEER			0.00				
1405	CD	42462	197.25			05/14/14	2241	1052	PENNONI ASSOCIATES INC. SERV.THRU 4/123/14 RESERVE PS
			197.25	0.00	197.25				

MGRF18 run by BRIAN 11 : 25 AM

Acct #	Per	Src	Trx #	Debits	Credits	Beg/End Bal	Date	Check/Ref #	ID #	Name/Description
07427-1000	1406	CD	42888	7,316.82			06/11/14	10019	3133	SMITH INC., RONALD APPLIC.# 3 RESERVE PS DIVERSION
			42952	619.75			06/12/14	2242	1052	PENNONI ASSOCIATES INC. SERVICE THRU 5/11/14 RESERVE PS
			43217	-7,316.82			06/30/14	10019	3133	SMITH INC., RONALD VOID CK.10019 PAYMENT AMT.TO BE REDUCED
				619.75	0.00	817.00				
1407			43229	3,658.41			07/02/14	10020	3133	SMITH INC., RONALD APPL.#3 RESERVE PS DIVERSION -FI
			43405	309.00			07/16/14	2247	1052	PENNONI ASSOCIATES INC. SERVICES THRU 6/15/14 RESERVE PS DIVERSION CONSTRUCTION
				3,967.41	0.00	4,784.41				
1408			43811	476.75			08/12/14	2249	1052	PENNONI ASSOCIATES INC. SERV.THURU 7/13/14 RESERVE PS DI CONSTRUCTION
				476.75	0.00	5,261.16				
1409			44268	111.25			09/16/14	2250	1052	PENNONI ASSOCIATES INC. SERVICES THRU 8/10/14 RESERVE PS
				111.25	0.00	5,372.41				
				5,372.41	0.00	5,372.41				
07428-1000										RESERVOIR PUMP STATION - ENGINEER
1402			41107	10,687.50			02/11/14	10013	1052	PENNONI ASSOCIATES INC. SERV.THROUGH 1/12/14 RESERVE PS
				10,687.50	0.00	10,687.50				
1403			41541	4,431.25			03/12/14	10014	1052	PENNONI ASSOCIATES INC. SERV.THURU 2/9/14 RESERV.RD. PS
				4,431.25	0.00	15,118.75				
1404			42154	5,909.00			04/23/14	10015	1052	PENNONI ASSOCIATES INC. SERVICES THRU 3/16/14 RESERV.RD
				5,909.00	0.00	21,027.75				
1405			42463	4,724.50			05/14/14	10016	1052	PENNONI ASSOCIATES INC. SERV. THRU 4/13/14 RESERVOIR RD.
			42514	3,150.00			05/16/14	10017	3312	CONESTOGA & ASSOCIATES PROF.SERVICE THRU 3/30/14 RESERV RD. PS - BOG TURTLE HABITAT
				7,874.50	0.00	28,902.25				
1406			42888	5,761.25			06/11/14	10018	1052	PENNONI ASSOCIATES INC. SERV.THURU 5/11/14 RESERVOIR RD.

East Goshen Township General Ledger

Report Date 10/06/14

GL Transaction Details

PAGE 8

MGRP18 run by BRIAN

11 : 25 AM

Acct #	Per	Src	Trx #	Debits	Credits	Beg/End Bal	Date	Check/Ref #	ID #	Name/Description
				5,761.25	0.00	34,663.50				
1407		43406		430.00			07/16/14	10021	1052	PENNONI ASSOCIATES INC. SERV. THRU 6/15/14 RESERVOIR RD.
		43421		100.00			07/18/14	10022	3353	COMMONWEALTH FINANCING AUTHORITY GRANT APPLICATION FOR DCED SEWAG FACILITIES GRANT FOR ACT 537 PLANNING FOR RESERVOIR RD P/S
				530.00	0.00	35,193.50				
1408		43810		1,208.75			08/12/14	10023	1052	PENNONI ASSOCIATES INC. SERV. THRU 7/13/14 RESERVOIR RD P ACT 537 PLANNING
				1,208.75	0.00	36,402.25				
1409		44269		414.00			09/16/14	10024	3312	CONESTOGA-ROVERS & ASSOCIATES PROF. SERV. THRU 7/27/14 BOG TURTL HABITAT ASSESSMENT
				781.25			09/16/14	10025	1052	PENNONI ASSOCIATES INC. SERV. THRU 8/10/14 RESERVOIR RD P
		***		1,195.25	0.00	***				
				1,195.25	0.00	37,597.50				
				37,597.50	0.00	37,597.50				
Beg Bal		0.00		116,825.45	126,476.20	-9,650.75				

Memo
East Goshen Township
1580 Paoli Pike
West Chester, PA 19380

Voice (610) 692-7171
Fax (610) 425-8950
E-mail rsmith@eastgoshen.org

Date: October 9, 2014
To: Municipal Authority
From: Rick Smith, Township Manager
Re: Pulte – Applebrook Preserve

On April 2013 Pulte dedicated the sewer lines in the Applebrook Preserve to the Authority. At that time they posted an 18 month maintenance bond.

The 18 month period expires this month. Mark televised the sewer lines last fall and everything looked ok. He recently pulled some manholes and did not see any problems.

Accordingly, we would suggest that they Authority approve a motion authorizing the release of the maintenance bond.

Memo

To: Municipal Authority
From: Jon Altshul
Re: 2015 Municipal Authority Proposed Budget
Date: September 24, 2014

Attached please find a revised proposed 2015 budget for the Municipal Authority.

Revenues

- This budget proposes revenues of \$121,016, including \$105,105 as a transfer from the sewer operating fund and \$14,296 from two Ridley Creek tap-in fees on Colonial Lane.

Expenses

- Expenses reflect \$9,000 for legal fees and \$37,300 for engineering, of which \$12,000 is anticipated for general engineering, \$10,500 for I&I reports and \$14,800 for Chapter 94 reports.
- The remaining expenses include \$10,800 for auditing, \$33,323 for administrative overhead, and \$27,409 for the Municipal Authority's share of debt service on the 1998 notes.
- The budget also reflects \$100,000 in engineering costs for the Reservoir Road pump station project (new). These expenses will be paid from the proceeds of the 2013 notes.

The projected fund balance at the end of 2015 is expected to be \$1,470,894, the majority of which represents the remaining balance of the proceeds from the 2013 notes.

I recommend that the Municipal Authority approve the proposed budget prior to the end of the calendar year.

Account Title Acct # 2011 Actual 2012 Actual 2013 Actual 2014 Budget Y/E Projection 2015 Budget

Municipal Authority

Account Title Acct # 2011 Actual 2012 Actual 2013 Actual 2014 Budget Y/E Projection 2015 Budget

BEGINNING FUND BALANCE **1,598,270** **1,570,894**

REVENUE								
INTEREST EARNINGS	07341 1000	(4)	23	28	27	27	15	
INTEREST EARNED - RCSTP EXPANSION	07341 1020	478	76	409	2,000	1,573	1,600	
C.C. TAPPING FEES	07364 1100	-	-	200	124,000	124,000		
R.C. TAPPING FEES	07364 1110	2,715	4,000	13,292	21,444	21,444	14,296	
CONNECTION FEES - SEWER	07380 1130	1,130	846	1,690	-	1,128		
MISCELLANEOUS REVENUE	07380 1000	1,778	423	423	-	564		
TRANSFER FROM SEWER OPERATING	07392 0500	151,000	71,766	88,000	-	21,000	105,105	
TRANSFER FROM SEWER CAP RESERVE	07392 0900	26,094	450,000	662,000	-	-		
LOAN PROCEEDS-SEWER PROJECT	07393 1001	-	-	2,477,000	-	-		
TOTAL REVENUE		183,191	527,133	3,243,042	147,471	169,736	121,016	

EXPENSES								
ADMINISTRATIVE WAGES	07424 1400	33,568	33,568	31,921	32,768	32,768	33,323	
MISCELLANEOUS EXPENSE	07424 3000	1,835	950	1,690	4,000	4,000	3,000	
MUNIC.AUTH.-AUDITING	07424 3110	13,000	7,900	8,100	10,800	10,800	10,984	
ENGINEERING SERVICES	07424 3130	37,131	34,063	40,584	35,525	35,525	37,300	
LEGAL SERVICES	07424 3140	6,820	7,165	12,213	7,000	7,000	9,000	
R.C. CAPITAL-STP	07424 7440	7,579	-	-	-	-	-	
R.C. CAPITAL - COLLECTION	07424 7450	1,968	-	-	-	-	-	
R.C.-CAP. PROJ.-ENGINEER	07424 7451	117,726	-	-	-	-	-	
R.C. CAP EXPANSION GEN'L CONTRACTOR	07424 7452	250,324	-	-	-	-	-	
R.C. CAP EXPANSION - ELECTRICAL	07424 7453	270,036	1,228	-	-	-	-	
R.C. CAP EXP CONTINGENCY CAPITAL	07424 7454	34,279	-	-	-	-	-	
LOCHWOOD ABANDONMENT ENGINEER	07424 7475	56,447	44,111	5,563	-	-	-	
LOCHWOOD ABANDONMENT CONSTRUCTION	07424 7476	-	177,281	49,796	-	-	-	
LOCHWOOD ELIMINATION PHASE 2	07424 7477	-	105,987	12,166	-	-	-	
MARYDELL PUMP STATION - ENGINEER	07425 1000	3,317	17,962	51,304	-	-	-	
MARYDELL PUMP STATION-CONSTRUCTION	07425 2000	-	-	228,317	-	-	-	

MEMORANDUM

TO: Rick Smith, Township Manager
Mark Miller, PW Director

CC: East Goshen Municipal Authority

FROM: Mike EMs and AJ DiBiase

DATE: October 8, 2014

SUBJECT: **Semi-Annual Sewer System Status Report Progress Update**

The portable metering investigation shifted focus to the Ridley Creek Service Area during the current period from March 2014 through August 2014. The meter data from the current period indicates inflow and infiltration (I/I) occurs in the Ridley Creek Service Area, but we question the accuracy of the some of the data.

Six of the portable meters were relocated to the Ridley Creek Service Area in early August 2014, so there is only approximately two months of data available for those meters. A significant rainfall event did not occur while those portable meter were in place, so it cannot be determined if the continuous base flow is correlated with rainfall. A brief summary of the portable meter flows from the current period are provided below:

Reservoir Road Interceptor, MH C-036: Data from the current period indicates peak flows occur during storm events, likely due to inflow. The 3.5-inch rainstorm on April 30th, 2014 resulted in a daily volume of 1,640,952 gpd, which is the highest daily flow recorded at this location since the temporary meter was installed in November 2012. Flows during this period were lower than previous periods, but the metered data from the current period does not reflect the significant reduction that was expected after a major leak was repaired along the interceptor upstream. Additionally, the portable meter flows are significantly less than the immediate downstream permanent Reservoir Road meter so we recommend a portable meter be installed immediately downstream of the permanent meter to evaluate the inconsistencies.

Line Road, MH R-238: Flows were relatively consistent and are believed to be accurate considering the number of upstream connections. The continuous base flow is only 10 gpm which indicates there is limited infiltration in upstream sewers during dry weather periods.

East Boot Road, MH R-013: Flows at this location were relatively consistent from August 2014 through September. The average base comprises nearly 40% (28 gpm) of the total flow at this location, which may be evidence of upstream I/I.

Ashcom, MH R-638: We question the accuracy of the portable meter data since flows at this location are significantly lower than expected considering the number of upstream connections.

Blacksmith Shop, MH R-021 / East Boot Road, MH R-018 / Tegler, MH R-003: We question the accuracy of these portable meters. Since the upstream metered flows at the Blacksmith Shop are significantly more than the downstream meters on the Ridley Creek Interceptor and none are consistent with influent flows to the RCSTP.

We met in the field with a flow metering service representative and East Goshen Public Works staff on October 1, 2014 to inspect several portable meters that produced questionable data. We discovered several of the meters needed to be recalibrated which was completed by adjusting the meter using a hand measurement of the flow depth in the pipe.

The Blacksmith Shop portable meter was installed backwards so the velocities were negative values. Additionally, the meter produced high flows after being calibrated, but this may have been due the time of day, approximately 8 A.M., when peak flows are expected. We also observed high turbulent flows in the manhole which was not observed in other manholes with portable meters. The turbulent flow at this manhole could be affecting the accuracy of the meter, so after further analysis we may recommend moving the meter one manhole upstream if the data continues to be inaccurate.

We suggest that the meters be recalibrated during each weekly visit to download the flow data. We recommend that all of the portable meters remain in the same locations over the next six months. We will analyze recalibrated meter data from all the portable meters over the next two months and issue Sewer System Status Report #12 by the end of the year.

- - End of Memo - -