

**EAST GOSHEN MUNICIPAL AUTHORITY**

**November 9, 2015**

**7:00 PM**

1. CALL TO ORDER/PLEDGE OF ALLEGIANCE/MOMENT OF SILENCE
  - a. Ask if anyone will be taping the meeting?
2. CHAIRMAN'S REPORT/OTHER MEMBERS REPORTS
3. SEWER REPORTS
  - a. Director of Public Works Report
  - b. Pennoni Engineer's Report
  - c. Big Fish Environmental Inc. Report with DMR's
  - d. East Goshen Township Flows
3. APPROVAL OF MINUTES
  - a. October 12, 2015
4. APPROVAL OF INVOICES

a. Pennoni	Invoice #660830	\$ 431.25
b. Pennoni	Invoice #660831	\$ 221.25
c. Pennoni	Invoice #660832	\$7,240.75
5. LIAISON REPORTS
6. FINANCIAL REPORTS
  - a. October 2015 Report
7. OLD BUSINESS
  - a. Mircobeads
  - b. Chester Creek Interceptor Sewage Test Results
8. GOALS
  - a. Submit an article for each newsletter – Due date for newsletter  
Need by 1/30/15 – Jack - Completed  
Need by 5/1/15 – Dana - Completed  
Need by 8/31/15 - Ed - Completed  
Need by 10/30/15 – **Dana - Completed**

- b. Obtain construction permits for the Reservoir Road Pump Station – December 31, 2015 2/6 – Test boring done, meeting with Mike to review preliminary site plan and discuss control options. 3/9 concept design completed, met with PA DEP. 5/11 stormwater perc test completed, scheduled to meet with CCCD on 5/21 6/8 Nothing unusual from our meeting with CCCD. Rick and Mark need to met with WG to discuss control process. 6/22 WG is ok with proposed control process
- c. Attend West Goshen Meetings quarterly – more often if needed.
  - 1<sup>st</sup> Quarter – Jack - Completed
  - 2<sup>nd</sup> Quarter – Jack - Completed
  - 3<sup>rd</sup> Quarter - Ed - Completed
  - 4<sup>th</sup> Quarter
- d. Respond to capacity requests in 45 days or less.
- e. Continue to implement I & I Plan 5/11 meeting with Mike on 5/13 to review plan
- f. Operate RCSTP in compliance with NPDES Permit February, April, May, June, July, August, **September**

9. NEW BUSINESS

- a. Consider 2016 ABC Goals
- b. Appointment of Solicitor

10. CAPACITY REQUESTS

- a. 3 & 5 School Lane request sewer service and grinder pump
- b. 930 North Chester Road request sewer service and grinder pump

11. ANY OTHER MATTER

12. CORRESPONDENCE AND REPORTS OF INTEREST

- a. October 27, 2015 Subdivision Letter 930 North Chester Road
- b. Acknowledge Kroll AAA bond rating

13. PUBLIC COMMENT

14. ADJOURNMENT

EAST GOSHEN MUNICIPAL AUTHORITY  
EAST GOSHEN TOWNSHIP  
1580 PAOLI PIKE, WEST CHESTER, PA 19380-6199

November 4, 2015

To: Municipal Authority  
From: Mark Miller  
Re: October 2015 Monthly Report

**Meters:** All meters were read on a daily basis. The new recording system is working.

**C.C. Collection:** We were notified of three sewer clogs. Two were caused by the cleanouts getting pushed up by the frost. The third one was caused by debris in the clean out.  
We replaced three manhole castings and lids.

**R.C. Collection:** Was visited on a routine basis with no problems to report.

**R.C. Plant:** Was visited on a routine basis with no problems to report.

**Re-sale Inspections:**

**Alarms:** We responded to 3 alarms for October.

**PA One Calls:** We received 28 PA One calls for October.



**MEMORANDUM**

**TO:** East Goshen Municipal Authority Board  
Rick Smith, Township Manager

**FROM:** Michael Ellis, P.E.  
Authority Engineer

**DATE:** November 5, 2015

**SUBJECT:** Engineer's Report

---

**Invoices**

- Invoices with summaries are provided under separate cover.

**Ridley Creek Sewage Treatment Plant (RCSTP)**

- No activity since the last report.

**Reservoir Road Pump Station**

- We submitted the Small Projects Joint Permit Application for the Pump Station Site and Chester Creek Utility Crossing to DEP, including the Chapter 106 Floodplain Management Site Restoration Permit Application. We also submitted the GP-5 "Utility Line Stream Crossings" and GP-8 "Temporary Road Crossings (across streams)" permit applications for the Ridley Creek Utility Crossing to DEP.
- The Individual NPDES Permit application for Stormwater Discharges Associated with Construction Activities is nearly complete. We anticipate submitting to DEP by November 11.
- Upon receipt of comments from the Township Codes Department on the approx. 90% progress design plan submission, we will finalize and submit the Water Quality Management (WQM) Part II Permit Application to DEP.
- The Township Engineer's staff performed a peer review of the stormwater design, and issued a letter that the design is in compliance with the EGT Stormwater Ordinance.
- 12 rock borings were performed in the open space area between Bow Tree Drive and the Ridley Creek (around the pond) in the proposed force main alignment at approx. 100 intervals. Borings were to a depth of 14 feet, and bedrock was not encountered. Weathered rock was encountered at 13 feet in two of the borings.
- Soft dig test pits at proposed petroleum and gas pipeline crossings in/along N. Chester Road and Strasburg Road are scheduled the week of November 9-13.

EGMA 1501

- The tentative schedule follows:

	<u>Estimated Date</u>
○ Submit NPDES permit applications.....	November 11, 2015
○ Soft digs for utilities.....	Week of November 9, 2015
○ Submit WQM Part II permit application .....	November 20, 2015
○ Submit PennDOT Highway Occupancy Permit application for proposed force main.....	January 2016
○ PADEP and PennDOT permit issuance.....	February-March 2016

**Semi-Annual I&I Reports**

- We provided comments on the first three weeks of portable meter data for the relocated and recalibrated meters to the Township PW Dept, and we coordinated with them to evaluate apparent calibration issues on some of the meters. We have requested additional meter data be provided by the end of November so that we can analyze and prepare a semi-annual I&I Report by the end of December.



## Monthly Operations Report: October 2015

### Executive Summary

The Ridley Creek sewage treatment plant outfall 001 achieved compliance with the NPDES discharge permit during September 2015. Discharge to Applebrook continued during October. Chemical usage utilized for total phosphorus removal, pH and total alkalinity remained consistent with previous months. No mechanical or operational issues were observed during operation of sludge dewatering equipment.

### Treatment Process Operation

During September 2015, there were no exceedances of the final effluent discharge limitations for outfall 001. Additional TSS samples were collected twice per week to allow for a means to calculate a weekly average. The total phosphorus monthly average concentration of 0.30 mg/L as compared to the permitted limitation of 0.50 mg/L. Table 1 illustrates the final effluent composite sample data reported for the August 2015 eDMR. During the month, the final effluent total phosphorus concentration discharged ranged from 0.13 mg/L to 0.39 mg/L. The aluminum sulfate daily average slightly increased to 81.0 gpd as compared to August's average of 80.2 gpd.

**Table 1**

<b>September 2015 - Final Effluent - Out Fall 001</b>											
NPDES Permit Discharge Limitations	Flow	CBOD <sub>5</sub>		TSS		NH <sub>4</sub> -N		Phosphorus, Total , mg/L		Fecal Coliform	
	MGD Average	mg/L	lbs/ month	mg/L	lbs/ month	mg/L	lbs/ month	mg/L	lbs/ month	Geo Mean	Geo Mean
	0.75	20	125	21	131	7	44	0.5	3	200	1,000
Instantaneous Maximum	40		42								
Sample Date											
September 1, 2015	0.167	2.0	2.8	4	6	0.100	0.14	0.13	0.18	1	0.0000
September 3, 2015	0.206			3	5						
September 8, 2015	0.165	2.0	2.8	5	7	0.482	0.66	0.32	0.44	1	0.0000
September 10, 2015	0.181			3	5						
September 22, 2015	0.150	2.6	3.3	5	6	3.72	4.65	0.37	0.46	1	0.0000
September 24, 2015	0.164			5	7						
September 29, 2015	0.154	2.0	2.6	5	6	0.159	0.20	0.39	0.50	1	0.0000
Average	0.170	2.2	2.8	4	6	1.115	1.42	0.30	0.40	1	0.0000
Minimum	0.150	2.0	2.6	3	5	0.100	0.14	0.13	0.18	1	0.0000
Maximum	0.206	2.6	3.3	5	7	3.720	4.65	0.39	0.50	1	0.0000



Discharge to Applebrook, Outfall 002, continued during September 2015. Table 1 illustrates the final effluent composite sample data reported for the September 2015 eDMR. There were exceedances of the permitted discharge limitations for Outfall 002.

**Table 2**

<b>September 2015 - Applebrook - Out Fall 002</b>											
NPDES Permit Discharge Limitations	Flow	CBOD <sub>5</sub>		TSS		NH <sub>4</sub> -N		Phosphorus, Total , mg/L		Fecal Coliform	
	MGD Average	mg/L	lbs/ month	mg/L	lbs/ month	mg/L	lbs/ month	mg/L	lbs/ month	Geo Mean	Geo Mean
	0.75	20	125	21	131	7	44	0.5	3	200	1,000
	Instantaneous Maximum	40		42							
Sample Date											
September 1, 2015	0.138	2.0	2.8	4.0	5.6	0.100	0.1	0.13	0.2	1.0	0.0
September 3, 2015	0.104			3.0	5.2						
September 8, 2015	0.140	2.0	2.8	5.0	6.9	0.482	0.7	0.32	0.4	1.0	0.0
September 10, 2015	0.136			3.0	4.5						
September 22, 2015	0.129	2.6	3.3	5.0	6.3	3.72	4.7	0.37	0.5	1.0	0.0
September 24, 2015	0.134			5.0	6.8						
September 29, 2015	0.118	2.0	2.6	5.0	6.4	0.159	0.2	0.39	0.5	1.0	0.0
<b>Average</b>	<b>0.1282</b>	<b>2.2</b>	<b>2.8</b>	<b>4</b>	<b>5.9</b>	<b>1.12</b>	<b>1.42</b>	<b>0.30</b>	<b>0.40</b>	<b>1</b>	<b>0.0000</b>
<b>Minimum</b>	<b>0.1035</b>	<b>2.0</b>	<b>2.6</b>	<b>3</b>	<b>4.5</b>	<b>0.10</b>	<b>0.139</b>	<b>0.13</b>	<b>0.18</b>	<b>1</b>	<b>0.0000</b>
<b>Maximum</b>	<b>0.1398</b>	<b>2.6</b>	<b>3.3</b>	<b>5</b>	<b>6.9</b>	<b>3.72</b>	<b>4.65</b>	<b>0.39</b>	<b>0.50</b>	<b>1</b>	<b>0.0000</b>

Table 3 illustrates the influent wastewater pollutant loadings for September 20115. The influent loadings remained within the treatment facility design loadings.



**Table 3**

<b>September 2015 - Influent Wastewater</b>											
Design Basis	Flow	BOD <sub>5</sub>		TSS		NH <sub>4</sub> -N		TKN, mg/L		Phosphorus, Total, mg/L	
		mg/L	lbs/day	mg/L	lbs/day	mg/L	lbs/day	mg/L	lbs/day	mg/L	lbs/day
	MGD Average	335	2,098	320	2,001	32	200	48	301	9.1	57
Sample Date											
September 1, 2005	0.331	240	663	250	691	38.2	106	56.0	155	6.8	19
September 8, 2015	0.313	146	403	200	552	41.7	115	47.8	125	4.8	13
September 22, 2015	0.320	193	533	247	682	38.7	107	50.3	134	5.5	15
September 29, 2015	0.317	131	362	111	307	37.3	103	47.3	125	4.9	14
Average	0.320	178	490	202	558	39.0	108	50.4	135	5.5	15
Minimum	0.313	131	362	111	307	37.3	103	47.3	125	4.8	13
Maximum	0.331	240	663	250	691	41.7	115	56.0	155	6.8	19

Table 4 presents the available Outfall 001 final effluent data for the month of October 2015. During October, the presence of foam conditions on the surface of the SBRs increased slightly ranging from 10% to 20% of the surface area. This is attributed to decreasing water temperatures. Increasing the F:M ratio and decreasing MLSS concentrations is employed to assist in managing the increase in filamentous growth.

During October, there are no anticipated exceedances of the permitted limitations for Outfalls 001 and 002. Split sampling of the composite sample collected by Applied Laboratory Services (ALS) is ongoing for comparative analysis and daily results.





**Table 4**

<b>October 2015 - Final Effluent - Out Fall 001</b>											
<b>NPDES Permit Discharge Limitations</b>	<b>Flow</b>	<b>CBOD<sub>5</sub></b>		<b>TSS</b>		<b>NH<sub>4</sub>-N</b>		<b>Phosphorus, Total , mg/L</b>		<b>Fecal Coliform</b>	
	<b>MGD Average</b>	<b>mg/L</b>	<b>lbs/ month</b>	<b>mg/L</b>	<b>lbs/ month</b>	<b>mg/L</b>	<b>lbs/ month</b>	<b>mg/L</b>	<b>lbs/ month</b>	<b>Geo Mean</b>	<b>Geo Mean</b>
	<b>0.75</b>	<b>20</b>	<b>125</b>	<b>10</b>	<b>131</b>	<b>7</b>	<b>44</b>	<b>0.5</b>	<b>3</b>	<b>200</b>	<b>1,000</b>
	<b>Instantaneous Maximum</b>	<b>40</b>		<b>42</b>							
<b>Sample Date</b>											
<b>October 6, 2015</b>	0.188	2.0	3.1	4	6	0.971	1.52	0.33	0.52	1	0.0000
<b>October 8, 2015</b>	0.177			4	6						
<b>October 13, 2015</b>	0.178	2.3	3.4	4	6	1.650	2.45	0.39	0.58	1	0.0000
<b>October 15, 2015</b>	0.194			6	10						
<b>October 20, 2015</b>	0.206	2.0	3.4	5	9		4.57	0.27	0.46	1	0.0000
<b>October 22, 2015</b>	0.182										
<b>October 27, 2015</b>	0.191							0.35	0.56		
<b>October 29, 2015</b>	0.292		0.0				0.00				
<b>Average</b>	<b>0.201</b>	<b>2.1</b>	<b>2.5</b>	<b>5</b>	<b>7</b>	<b>1.311</b>	<b>2.14</b>	<b>0.34</b>	<b>0.53</b>	<b>1</b>	<b>0.0000</b>
<b>Minimum</b>	<b>0.177</b>	<b>2.0</b>	<b>0.0</b>	<b>4</b>	<b>6</b>	<b>0.971</b>	<b>0.00</b>	<b>0.27</b>	<b>0.46</b>	<b>1</b>	<b>0.0000</b>
<b>Maximum</b>	<b>0.292</b>	<b>2.3</b>	<b>3.4</b>	<b>6</b>	<b>10</b>	<b>1.650</b>	<b>4.57</b>	<b>0.39</b>	<b>0.58</b>	<b>1</b>	<b>0.0000</b>

During October 2015, discharge of treated effluent to Applebrook. Table 5 illustrates the available data for outfall 002.



**Table 5**

<b>October 2015 - Applebrook - Out Fall 002</b>											
<b>NPDES Permit Discharge Limitations</b>	<b>Flow</b>	<b>CBOD<sub>5</sub></b>		<b>TSS</b>		<b>NH<sub>4</sub>-N</b>		<b>Phosphorus, Total , mg/L</b>		<b>Fecal Coliform</b>	
	<b>MGD Average</b>	<b>mg/L</b>	<b>lbs/ month</b>	<b>mg/L</b>	<b>lbs/ month</b>	<b>mg/L</b>	<b>lbs/ month</b>	<b>mg/L</b>	<b>lbs/ month</b>	<b>Geo Mean</b>	<b>Geo Mean</b>
	<b>0.75</b>	<b>20</b>	<b>125</b>	<b>21</b>	<b>131</b>	<b>7</b>	<b>44</b>	<b>0.5</b>	<b>3</b>	<b>200</b>	<b>1,000</b>
	<b>Instantaneous Maximum</b>	<b>40</b>		<b>42</b>							
<b>Sample Date</b>											
<b>October 6, 2015</b>	0.134	2.0	3.1	4.0	6.3	0.971	1.5	0.33	0.5	1.0	0.0
<b>October 8, 2015</b>	0.128			4.0	5.9						
<b>October 13, 2015</b>	0.133	2.3	3.4	4.0	5.9	1.650	2.4	0.39	0.6	1.0	0.0
<b>October 15, 2015</b>	0.128			6.0	9.7						
<b>October 20, 2015</b>	0.114										
<b>October 22, 2015</b>	0.118	2.0	3.4	5.0	8.6	0.00	4.6	0.27	0.5	1.0	0.0
<b>October 27, 2015</b>	0.126										
<b>October 29, 2015</b>	0.108										
<b>Average</b>	<b>0.1235</b>	<b>2.1</b>	<b>3.3</b>	<b>5</b>	<b>7.3</b>	<b>0.87</b>	<b>2.85</b>	<b>0.33</b>	<b>0.52</b>	<b>1</b>	<b>0.0000</b>
<b>Minimum</b>	<b>0.1080</b>	<b>2.0</b>	<b>3.1</b>	<b>4</b>	<b>5.9</b>	<b>0.00</b>	<b>1.522</b>	<b>0.27</b>	<b>0.46</b>	<b>1</b>	<b>0.0000</b>
<b>Maximum</b>	<b>0.1336</b>	<b>2.3</b>	<b>3.4</b>	<b>6</b>	<b>9.7</b>	<b>1.65</b>	<b>4.57</b>	<b>0.39</b>	<b>0.58</b>	<b>1</b>	<b>0.0000</b>

The influent wastewater pollutant concentrations and loading entering the wastewater treatment facility remained within the design concentrations and loadings. Composite samples are collected at the influent doghouse manhole and influent wet well. The influent flow meter reading is collected from the influent flow meter located prior to the Screening Building, excluding the internal recycle flows.

Table 6 presents the available pollutant data for the influent wastewater collected at the doghouse manhole during October 2015.



**Table 6**

<b>October 2015 - Influent Wastewater</b>											
Design Basis	Flow	BOD <sub>5</sub>		TSS		NH <sub>4</sub> -N		TKN, mg/L		Phosphorus, Total, mg/L	
		mg/L	lbs/day	mg/L	lbs/day	mg/L	lbs/day	mg/L	lbs/day	mg/L	lbs/day
	MGD Average	335	2,098	320	2,001	32	200	48	301	9.1	57
Sample Date											
October 6, 2015	0.344	118	339	146	419	35.4	102	43.9	126	5.5	16
October 13, 2015	0.374	134	384	103	296	36.3	104	46.3	145	4.9	14
October 20, 2015	0.376	95.9	275	102	293	39.0	112	51.9	163	4.7	13
October 27, 2015	0.350										
<b>Average</b>	<b>0.361</b>	<b>116</b>	<b>333</b>	<b>117</b>	<b>336</b>	<b>36.9</b>	<b>106</b>	<b>47.4</b>	<b>144</b>	<b>5.0</b>	<b>14</b>
<b>Minimum</b>	<b>0.344</b>	<b>96</b>	<b>275</b>	<b>102</b>	<b>293</b>	<b>35.4</b>	<b>102</b>	<b>43.9</b>	<b>126</b>	<b>4.7</b>	<b>13</b>
<b>Maximum</b>	<b>0.376</b>	<b>134</b>	<b>384</b>	<b>146</b>	<b>419</b>	<b>39.0</b>	<b>112</b>	<b>51.9</b>	<b>163</b>	<b>5.5</b>	<b>16</b>

Sequencing batch reactors (SBRs) numbered 1, 3 and 4 were in service during October. Process monitoring of each SBR included ammonia as N, nitrite as N, Nitrate as N, COD, SSV, MLSS and total phosphorus. Daily analysis of the final effluent flow equalization grab sample is total phosphorus is ongoing. Sample collection and analysis of the influent wastewater collected at the influent pump station wet well is ongoing.

Addition of aluminum sulfate solution to the SBRs to assist with phosphorus removal continued. The volume of aluminum sulfate solution to the SBRs increased to 89.9 gpd. Soda ash daily addition increased from 424 lbs. /day to 439 lbs. /day. Soda ash assists towards maintaining SBR pH concentrations above 7.0 standard units and assists to replenish alkalinity consumed during the nitrification process and aluminum sulfate solution addition.

SBR No. 2 remains out of service as a treatment unit. Minor repairs will be scheduled as weather conditions permit.



**Solids Dewatering and Disposal: October 2015**

Sludge Dewatering Summary	
Gallons of sludge dewatered	317,674
Number of dumpsters	4

*\*seventeen (17) days of centrifuge operation*

**Flow data:**

October 2015			
Flow Meter Location	Total Volume for Month, MG	Average Daily Flow, gpd	Daily Maximum Flow, gpd
Influent Wastewater to Screening Building*	11.535	372,085	611,410
Influent Wastewater to SBRs	12.328	397,675	588,608
Internal Recycle	0.927	29,915	67,230
Treated Effluent to Disc Filters	12.310	397,091	481,472
Final Effluent Discharge	6.441	207,774	348,000
Applebrook Golf Course	3.645	121,500	144,500

**Chemical Usage:**

October 2015		
Chemical	Daily Average	Total Monthly
Soda Ash	439	13,200
Aluminum Sulfate solution	89.9	2,788
Polymer (centrifuge)	0.84	14.30

*\*seventeen (17) days of centrifuge operation*

During October, sludge wasting to the sludge holding tanks and decanting of the sludge holding tanks was ongoing. Process monitoring included pH, total alkalinity and total solids.

Sludge holding tank No. 1 was in service. The level at the beginning of October was 14.34 feet and the level at the end of the month was 9.27 feet. The average pH concentration was 6.78 S.U. and average total alkalinity concentration was 197 mg/L. Zero gallons of supernatant were decanted during the month. Zero pounds of soda



ash were added. An average total solids concentration of the sludge in the sludge holding tanks was 0.84%

Sludge holding tank No. 2 was in service. The level at the beginning of the month was 7.90 feet and the level at the end was 7.67. The average pH concentration was 6.662 S.U. and average total alkalinity concentration was 132 mg/L. Zero pounds of soda ash were added. Zero gallons of supernatant were decanted. An average total solids concentration of the sludge in the sludge holding tanks was 0.47%

### **Significant Storm/Hydraulic Loading Events**

During October, there were four (4) storm events resulting in daily precipitation amounts equal to or greater than 0.5 inches measured during a 24 hour period. These events occurred on October 1st with 0.48 inches, October 2<sup>nd</sup> 1.66 inches, October 9<sup>th</sup> with 0.72 inches and October 28<sup>th</sup> with 2.38 inches. A total of 5.35 inches of rainfall was measured at the facility during October. Plant operations were adjusted to manage the precipitation to prevent exceedances of the permitted discharge limitations for Outfalls 001 and 002.

### **Minor Repairs and Preventative Maintenance**

No unscheduled minor repairs or equipment failures were experienced during October.

2015 OCTOBER 4TH QUARTER- METERS FROM WEST GOSHEN - CC COLLECTION												
Precip	WESTTOWN WAY	ELLIS LANE		PAOLI PIKE		WILSON DRIVE		SUMMIT	NET		DATE	
	DATE	READING	GPD	READING	GPD	READING	GPD	READING	GPD	GPD	FLows	DATE
0.75	10/01/15	2,178,365	869,000	9,677,237	84,900	6,070,423	50,800	5,301,640	75,100	24,000	658,200	10/01/15
1.00	10/02/15	2,179,394	1,029,000	9,689,787	125,500	6,077,153	67,300	5,308,982	73,420	24,000	762,780	10/02/15
0.00	10/03/15										762,780	10/03/15
0.00	10/04/15										762,780	10/04/15
0.00	10/05/15	2,182,381	995,667	9,716,997	90,700	6,093,853	55,667	5,329,272	67,633	24,000	781,667	10/05/15
0.00	10/06/15	2,183,287	906,000	9,723,827	68,300	6,098,563	47,100	5,335,888	66,160	24,000	724,440	10/06/15
0.00	10/07/15	2,184,160	873,000	9,730,687	68,600			5,341,536	56,480	24,000	747,920	10/07/15
0.00	10/08/15	2,185,041	881,000	9,737,497	68,100			5,347,623	60,870	24,000	752,030	10/08/15
0.75	10/09/15	2,185,925	884,000	9,746,027	85,300	6,112,690	47,090	5,353,490	58,670	24,000	692,940	10/09/15
0.00	10/10/15										692,940	10/10/15
0.00	10/11/15										692,940	10/11/15
0.00	10/12/15	2,188,623	899,333	9,768,257	74,100			5,368,663	50,577	24,000	774,657	10/12/15
0.00	10/13/15	2,189,507	884,000	9,774,837	65,800			5,374,438	57,750	24,000	760,450	10/13/15
0.00	10/14/15	2,190,398	891,000	9,781,407	65,700			5,380,520	60,820	24,000	764,480	10/14/15
0.00	10/15/15	2,191,274	876,000	9,787,617	62,100			5,386,037	55,170	24,000	758,730	10/15/15
0.00	10/16/15	2,192,132	858,000	9,793,361	57,440	6,144,781	53,485	5,393,259	72,220	24,000	674,855	10/16/15
0.00	10/17/15										674,855	10/17/15
0.00	10/18/15										674,855	10/18/15
0.00	10/19/15	2,194,718	862,000	9,813,723	67,873	6,157,547	42,553	5,408,358	50,330	24,000	701,243	10/19/15
0.00	10/20/15	2,195,610	892,000	9,819,953	62,300	6,162,051	45,040	5,415,003	66,450	24,000	718,210	10/20/15
0.00	10/21/15	2,196,501	891,000	9,825,933	59,800	6,166,628	45,770	5,421,717	67,140	24,000	718,290	10/21/15
0.00	10/22/15	2,197,375	874,000	9,831,937	60,040	6,171,110	44,820	5,427,723	60,060	24,000	709,080	10/22/15
0.00	10/23/15	2,198,261	886,000	9,838,282	63,450	6,175,769	46,590	5,433,806	60,830	24,000	715,130	10/23/15
0.00	10/24/15										1,288,130	10/24/15
0.00	10/25/15										1,288,130	10/25/15
0.00	10/26/15	2,200,848	862,333	9,856,664	61,273	6,189,001	44,107	5,452,261	61,517	24,000	695,437	10/26/15
0.00	10/27/15	2,201,732	884,000	9,862,744	60,800	6,193,481	44,800	5,459,302	70,410	24,000	707,990	10/27/15
1.50	10/28/15	2,202,705	973,000	9,868,455	57,110	6,199,821	63,400	5,469,074	97,720	24,000	754,770	10/28/15
0.75	10/29/15	2,204,132	1,427,000	9,875,857	74,020	6,206,271	64,500	5,479,053	99,790	24,000	1,188,690	10/29/15
0.00	10/30/15	2,205,137	1,005,000	9,896,819	209,620	6,210,887	46,160	5,485,714	66,610	24,000	682,610	10/30/15
0.00	10/31/15											10/31/15
<b>Day Avg</b>			927,379		76,947		50,574		66,169	24,000	776,067	
<b>Day Tot</b>			20,402,333		1,692,827		809,182		1,455,727	528,000	23,282,008	
<b>Day Count</b>			22		22		16		22	22	30	
				<b>EG TWP</b>								
				MONTH TO DATE			4.75					
				NORMAL MONTH TO DATE								
				YEAR TO DATE			37.26					
				NORMAL YEAR TO DATE								

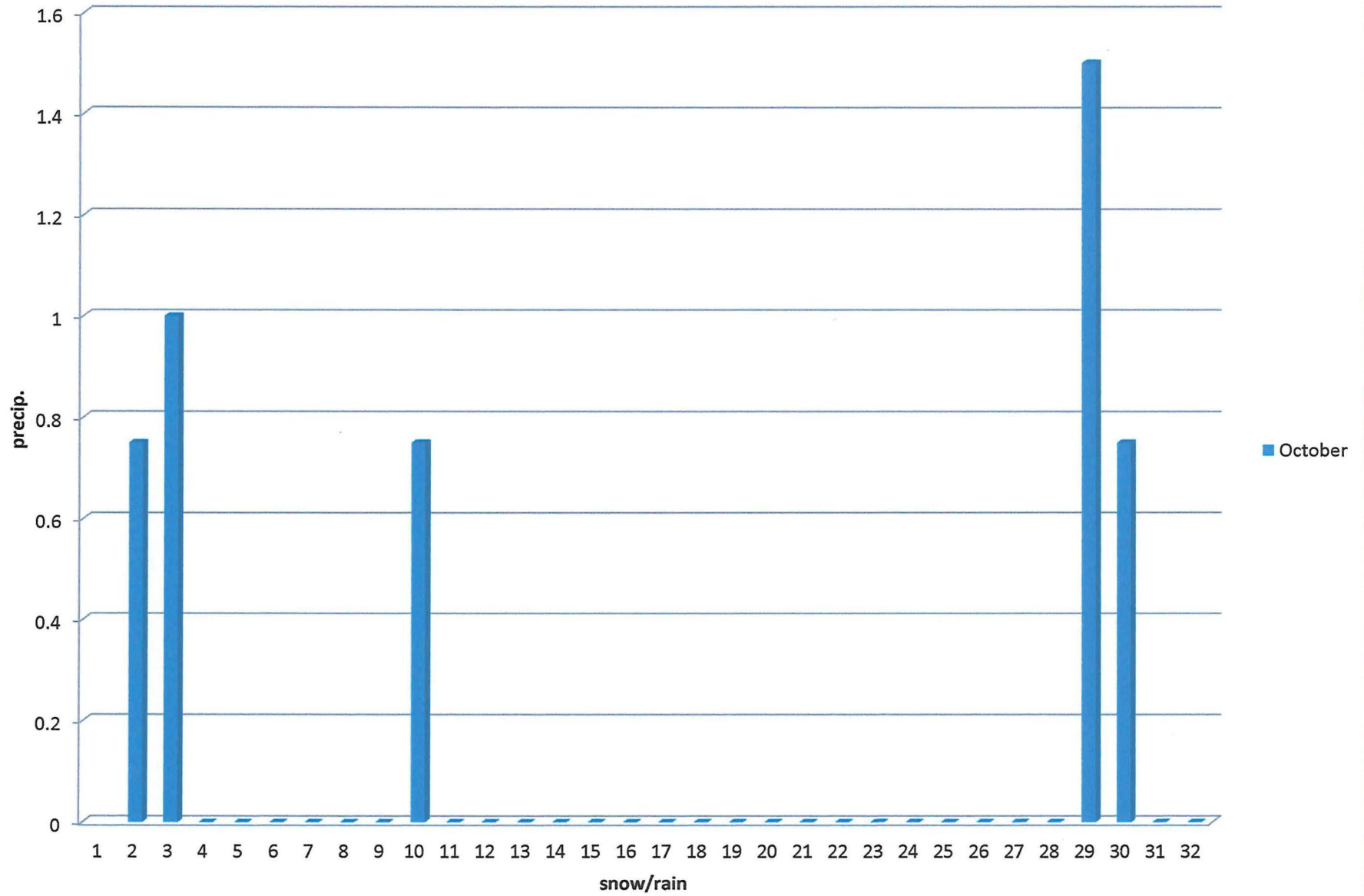
<b>2015 OCTOBER 4TH QUARTER- METERS FROM WEST GOSHEN - CC COLLECTION</b>									
<b>HERSHEY'S MILL</b>		<b>ASHBRIDGE</b>		<b>HICKS METER</b>		<b>RESERVOIR</b>		<b>BARKWAY</b>	
<b>READING</b>	<b>GPD</b>	<b>READING</b>	<b>GPD</b>	<b>READING</b>	<b>GPD</b>	<b>READING</b>	<b>GPD</b>	<b>READING</b>	<b>GPD</b>
44,760,496	52,808	2,212,213	71,000	24,467,486	258,620	81,285,735	632,130	3,750,193	8,610
44,840,428	79,932	2,212,697	48,400	24,492,150	246,640	81,347,134	613,990	3,751,067	8,740
44,997,776	52,449	2,214,840	71,433	24,558,810	222,200	81,548,225	670,303	3,754,071	10,013
45,051,744	53,968	2,215,422	58,200	24,583,742	249,320	81,612,433	642,080	3,754,947	8,760
45,109,776	58,032	2,216,047	62,500	24,608,908	251,660	81,676,724	642,910	3,755,885	9,380
45,158,208	48,432	2,216,604	55,700	24,634,454	255,460	81,734,085	573,610	3,756,753	8,680
45,211,200	52,992	2,217,202	59,800	24,654,262	198,080	81,794,875	607,900	3,757,676	9,230
45,373,348	54,049	2,219,030	60,933	24,711,514	190,840	81,971,460	588,617	3,760,487	9,370
45,427,288	53,940	2,219,633	60,300	24,733,556	220,420	82,031,395	599,350	3,761,597	11,100
45,477,798	50,510	2,220,222	58,900	24,756,762	232,060	82,091,552	601,570	3,762,440	8,430
45,528,000	50,202	2,220,801	57,900	24,779,360	225,980	82,150,699	591,470	3,763,261	8,210
45,579,064	51,064	2,221,367	56,600	24,801,882	225,220	82,208,780	580,810	3,764,060	7,990
45,746,512	55,816	2,223,177	60,333	24,855,586	179,013	82,374,668	552,960	3,766,917	9,523
45,800,176	53,664	2,223,789	61,200	24,879,030	234,440	82,436,315	616,470	3,767,922	10,050
45,848,852	48,676	2,224,385	59,600	24,903,246	242,160	82,496,711	603,960	3,768,760	8,380
45,898,750	49,898	2,224,973	58,800	24,926,222	229,760	82,557,412	607,010	3,769,518	7,580
45,950,096	51,346	2,225,542	56,900	24,949,454	232,320	82,616,729	593,170	3,770,490	9,720
46,112,900	54,268	2,227,389	61,567	25,006,232	189,260	82,785,516	562,623	3,773,332	9,473
46,164,028	51,128	2,227,983	59,400	25,030,448	242,160	82,847,871	623,550	3,774,999	5,557
46,212,544	48,516	2,228,560	57,700	25,053,976	235,280	82,909,080	612,090	3,775,089	300
46,282,220	69,676	2,229,429	86,900	25,089,876	359,000	83,007,750	986,700	3,776,145	3,520
46,340,888	58,668	2,230,067	63,800	25,117,334	274,580	83,083,075	753,250	3,777,216	3,570
	54,547		61,267		236,112		629,842		8,008
	1,200,035		1,347,867		5,194,473		13,856,523		176,187
	22		22		22		22		22

## 2015 SUMMARY OF METER READINGS

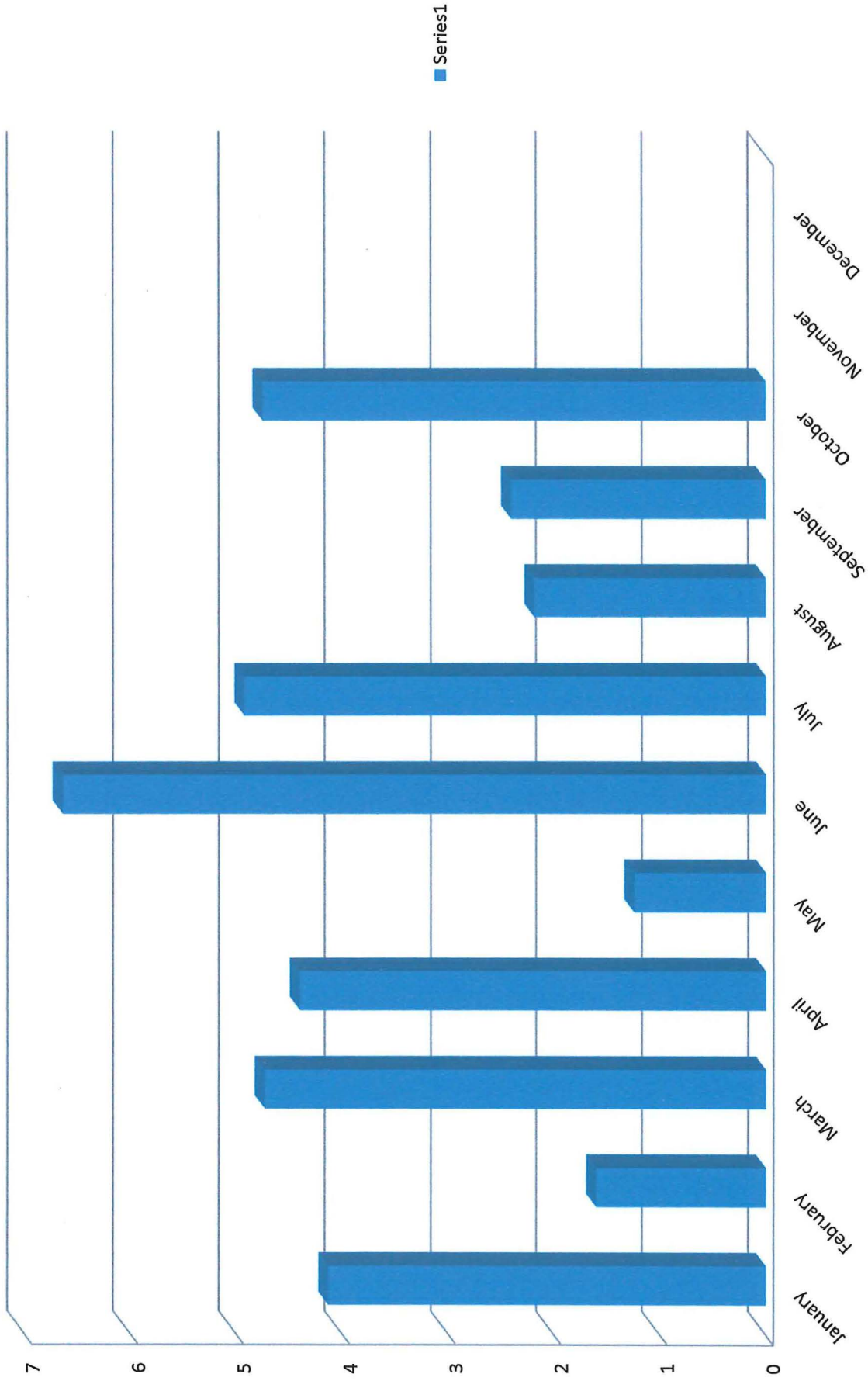
	WESTTOWN WAY	ELLIS LANE	PAOLI PIKE	WILSON DRIVE	SUMMIT
JANUARY	1,037,476	93,837	60,552	66,143	24,000
FEBRUARY	1,023,411	90,015	59,017	64,695	24,000
MARCH	1,212,666	123,312	70,912	70,480	24,000
APRIL	1,035,131	96,381	64,670	58,196	24,000
MAY	950,383	83,945	62,532	56,242	24,000
JUNE	973,259	88,786	70,960	87,499	24,000
JULY	936,889	87,530	49,868	83,662	24,000
AUGUST	865,647	71,847	42,991	77,279	24,000
SEPTEMBER	876,374	73,884	48,951	85,057	24,000
OCTOBER	927,379	76,947	50,574	66,169	24,000
NOVEMBER					
DECEMBER					
<b>Total Flows</b>					
<b>Monthly Ave</b>	<b>983,862</b>	<b>88,648</b>	<b>58,103</b>	<b>71,542</b>	<b>24,000</b>



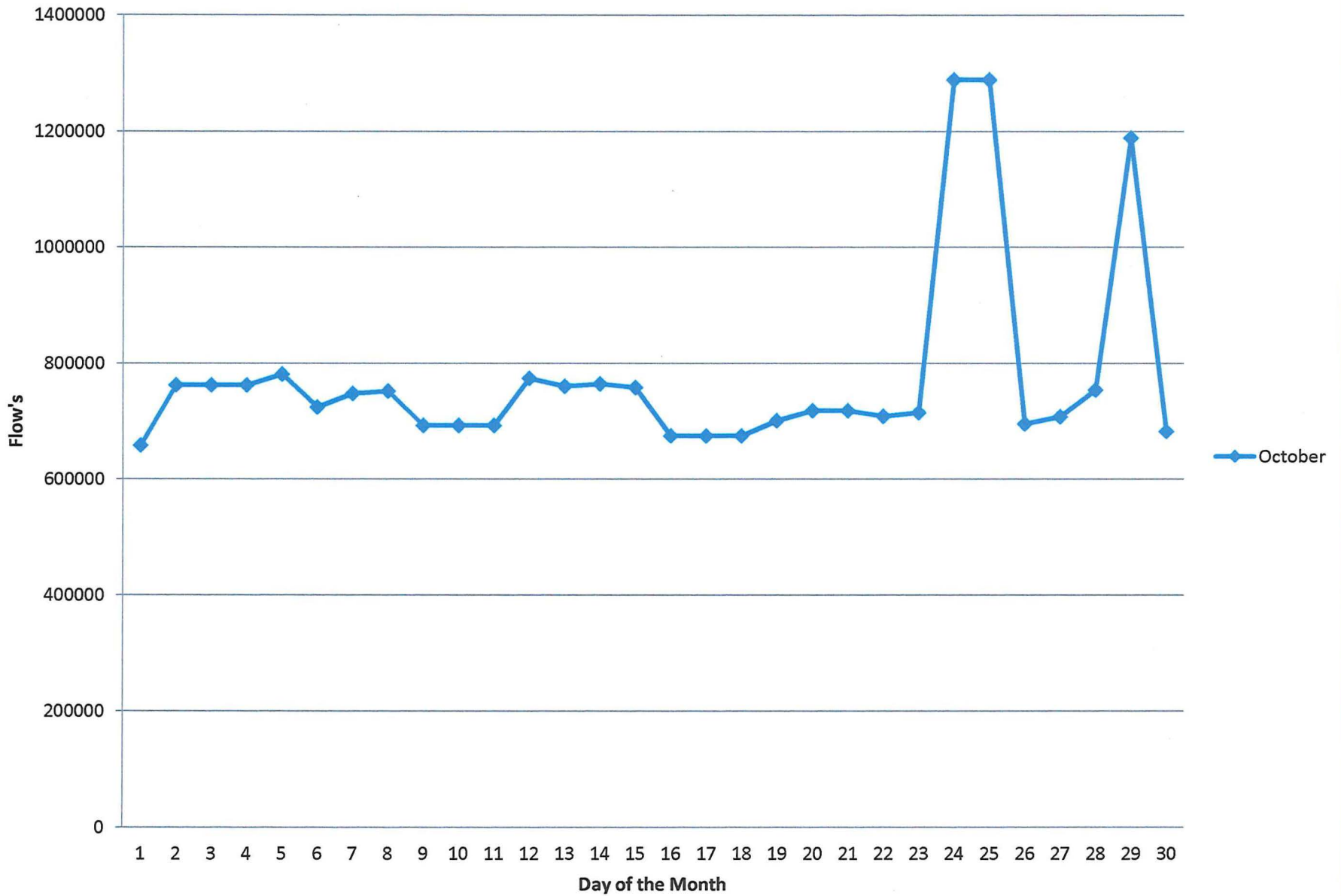
# October Precip. 4.75 - 2015



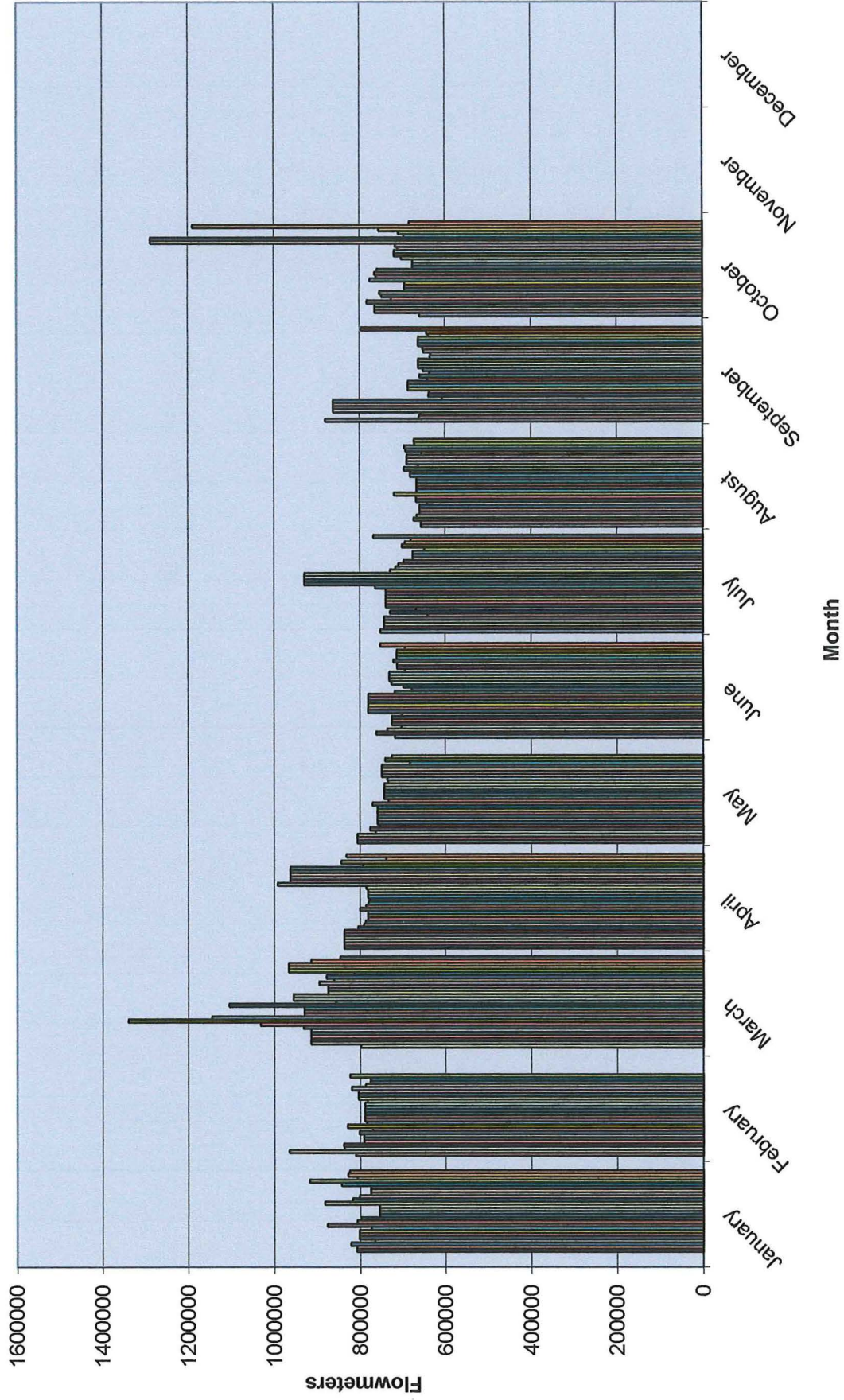
# 2015 Monthly Precipitation



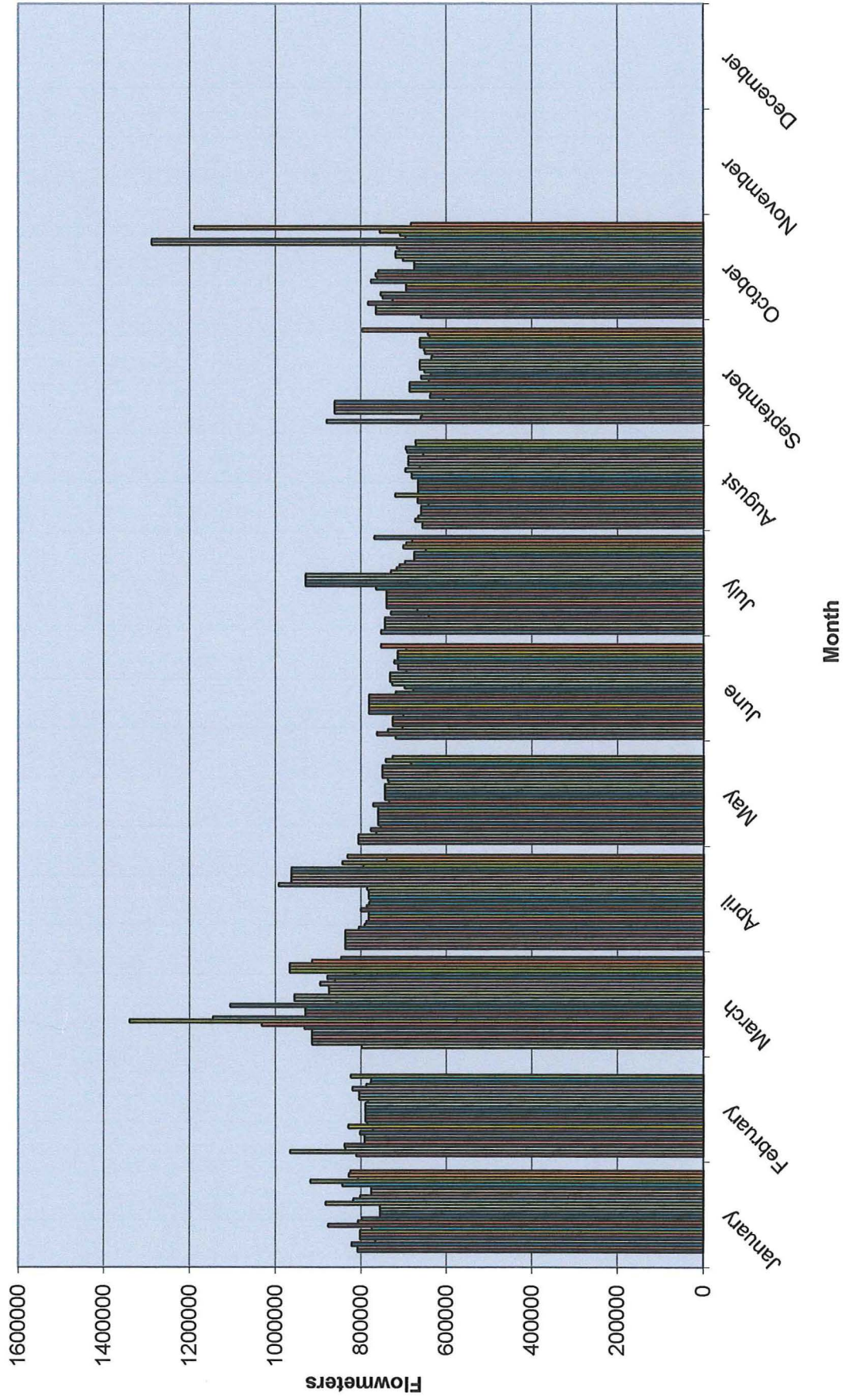
# Flowmeters October 2015



# Monthly Totals 2015 Jan-Dec



# Monthly Totals 2015 Jan-Dec



Draft  
EAST GOSHEN TOWNSHIP MUNICIPAL AUTHORITY  
MEETING MINUTES  
October 12, 2015

The East Goshen Township Municipal Authority held their regular public meeting on Monday, October 12, 2015 at 7:00 pm at the East Goshen Township building. Members in attendance were: Chairman Kevin Cummings, Jack Yahraes, Fran Beck, Dana Pizarro and Ed McAssey. Also in attendance were: Rick Smith (Township Manager), Mike Ellis (Pennoni), Pat McKenna (Attorney) and Walter Wujcik (Conservancy Board).

**COMMON ACRONYMS:**

<i>BFES – Big Fish Environmental Services</i>	<i>MA- Municipal Authority</i>
<i>BOS – Board of Supervisors</i>	<i>NPDES – National Pollutant Discharge Elimination System</i>
<i>CB – Conservancy Board</i>	<i>PC – Planning Commission</i>
<i>DEP – Department of Environmental Protection</i>	<i>PM – Prevention Maintenance</i>
<i>EPA – Environmental protection Agency</i>	<i>PR – Park &amp; Recreation Board</i>
<i>HC – Historical Commission</i>	<i>RCSTP – Ridley Creek Sewer Treatment Plant</i>
<i>I&amp;I – Inflow &amp; Infiltration</i>	<i>SBR – Sequencing Batch Reactor</i>
<i>LCSTP – Lockwood Chase Sewer Treatment Plant</i>	<i>SSO – Sanitary System Overflow</i>
	<i>WAS – Waste Activated Sludge</i>

**Call to Order & Pledge of Allegiance**

Kevin called the meeting to order at 7:00 pm and led those present in the Pledge of Allegiance. There was a moment of silence to remember the troops and all veterans. Kevin asked if anyone would be recording the meeting and there was no response.

**Sewer Reports**

**1. Director of Public Works**

Meters: All meters were read on a daily basis. The meter at Westtown Way went down for 2 weeks and is now back up and running.

C.C. Collection: All pumping stations were visited on a routine basis. We are still preparing Cooper Cir. and Supplee Valley for road resurfacing.

R.C. Collection: Was visited on a routine basis. Wentworth Development was cleaned and televised. Also Cornwallis Dr. and Colonial Dr. and a small portion of Paoli Pike was cleaned and televised.

R.C.Plant: Was visited on a routine basis with no problems to report

Alarms: We responded to 4 alarms for September

PA One Calls: We received 23 PA One calls for September.

**2. Pennoni Engineer's Report**

Mike Ellis provided the following report:

Invoices: Invoices with summaries are provided under separate cover.

Ridley Creek Sewage Treatment Plant (RCSTP):

No activity since the last report.

Reservoir Rd Pump Station:

We completed an approximately 90% progress design plan submission that was submitted to the Township Codes and PW Departments for review.

1 We met with the Township Codes Officer and Township Manager on September 2<sup>nd</sup> to  
2 present the progress design plans, obtain feedback on the stormwater management design  
3 concept, discuss general building code compliance for the control building, and determine  
4 floodplain permitting process and requirements.

5 We have scheduled an internal review of the stormwater design for compliance with the  
6 EGT Stormwater Ordinance.

7 We initiated a limited floodplain filling impact analysis to quantify any floodplain  
8 impacts, which has been determined to be necessary for local and DEP floodplain permitting.

9 We coordinated with the DEP and Township on the permit application approach for the  
10 two PADEP GP-5 "Utility Line Stream Crossing" permits, on PADEP GP-8 "Temporary Road  
11 Crossings (across streams)" permit, and floodplain filling permit. We continued with preparation  
12 of these permit applications as well as the NPDES permit application.

13 We submitted a PennDOT HOP application for soft dig test pits to locate petroleum and  
14 gas pipelines in and along N. Chester Road and Strasburg Road that are proposed to be crossed  
15 with the new force main. We received comments from PennDOT and submitted additional  
16 information to address the comments. We are expecting the permit to be issued within the next 2  
17 weeks.

18 The tentative schedule has been extended one month to allow time to address local and  
19 DEP floodplain filling permit requirements, including a limited H&H analysis:

	<u>Estimated Date</u>
20 * Submit PADEP permit applications	Mid-October 2015
21 * Rt. 352 soft digs for utilities	September-October 2015
22 * Submit PennDOT Highway Occupancy Permit	
23 Application for proposed force main	January 2016
24 * PADEP and PennDOT permit issuance	Mid-February 2016

#### 25 Semi-Annual I&I Report:

26 We received the first three weeks of portable meter data for the relocated and recalibrated  
27 meters. The data is currently under review.  
28  
29

30 **3. Big Fish Environmental Services** – Scott reported that the Ridley Creek sewage treatment  
31 plant outfall 001 achieved compliance with the NPDES discharge permit during August 2015.  
32 Discharge to Applebrook continued during September. Chemical usage utilized for total  
33 phosphorus removal, pH and total alkalinity remained consistent with previous months. No  
34 mechanical or operational issues were observed during operation of sludge dewatering  
35 equipment.

36 During September there were 2 Storm events resulting in daily precipitation amounts greater  
37 than 0.5 inches measured during a 24 hour period. These events occurred on September 10 and  
38 29 with precipitation volumes recorded as 0.73 and 2.13 inches, respectively. A total of 3.62  
39 inches of rainfall was measured at the facility during September. Plant operations were adjusted  
40 to manage the precipitation to prevent exceedances of the permitted discharge limitations for  
41 outfalls 001 and 002.  
42

#### 43 Approval of Minutes

44 Jack moved to accept the minutes of August 10, 2015. Dana seconded the motion. The motion  
45 passed unanimously. There was no meeting in September.  
46

1 **Approval of Invoices**

2 1. Ed moved to approve payment of the following Pennoni invoices:

- 3 a. Pennoni #655756 \$ 230.00  
4 b. Pennoni #655757 \$ 411.25  
5 c. Pennoni #655832 \$34,515.75  
6 d. Pennoni #642374 \$ 770.00

7 Jack seconded the motion. The motion passed unanimously.

8 2. Ed moved to approve payment of the following Gawthrop invoice:

- 9 a. Gawthrop #135684 \$ 260.00

10 Fran Seconded the motion. The motion passed unanimously.

11 3. Since there was no meeting in September, Rick needs approval for the following invoices:

12 Dana moved to approve the September payments:

- 13 a. Pennoni #650758 \$ 316.25  
14 b. Pennoni #650759 \$ 143.75  
15 c. Pennoni #650760 \$11,709.00  
16 d. Gawthrop #134498 \$ 300.00

17 Jack seconded the motion. The motion passed unanimously.

18  
19 **Liaison Reports**

20 Conservancy Board – Walter reported that they will receive some trees from a developer who  
21 had to remove trees to build. They are waiting to find out how many so they can mark where to  
22 plant them. The spraying of invasives has been done.

23  
24 **Financial Reports**

25 Jon Altshul provided the following report:

26 In September, the Municipal Authority recorded \$23,725 in revenues (including tap-in fees for  
27 Goshen Meadows and for 1606 Atlee Drive) and \$19,836 in expenses (including \$7,667 for the  
28 quarterly chargeback for administrative overhead and \$11,709 Reservoir Road Pump Station  
29 engineering), for a positive variance of \$3,889. As of September 30, the fund balance was  
30 \$1,536,091, of which \$1,472,271 is in the main construction account.

31  
32 **Old Business**

33 House Lateral Inspections – For 6 months the Public Works Department has done these I&I  
34 inspections when properties are sold. The program will be implemented with one modification.  
35 The building inspectors will include this in their regular U&O inspection. If they observe  
36 evidence of I&I, they will notify PW who will TV the lateral.

37  
38 **Goals**

39 Dana will write the article for the newsletter which is due 10/30/15, explaining the smoke testing  
40 and the new lateral inspections. .

41  
42 **New Business**

- 43 a. Budget - The proposed budget was reviewed. Ed pointed out that the 2013 actual and  
44 expenses don't add up. Jack moved to approve the 2016 budget as proposed. Dana  
45 seconded the motion. The motion passed unanimously.



- 1 b. 3 & 5 School Lane, Milltown – The request for sewer service and grinder pump for these
- 2 2 new homes was reviewed. Jack moved to approve the request. Ed seconded the
- 3 motion. The motion passed unanimously. Rick will send a letter.
- 4 c. PMAA Region I request for dues for 2016 was discussed.
- 5 d. Discussion about the article about microbeads in the water was tabled to the next
- 6 meeting.

7  
8

9 **Adjournment**

10 There being no further business, Dana moved to adjourn the meeting. Fran seconded the motion.  
11 The motion passed unanimously. The meeting was adjourned at 7:30 pm. The next meeting will  
12 be held on Monday, November 9 at 7:00 pm.

13

14 Respectfully submitted,

15

16

17 Ruth Kiefer

18 Recording Secretary



# INVOICE

Newark, DE  
302-655-4451 Fax: 302-654-2895

Remit Payment To:  
Pennoni  
P.O. Box 827328  
Philadelphia, PA 19182-7328

East Goshen Municipal Authority  
1580 Paoli Pike  
West Chester, PA 19380-6199  
Attention: Louis F. Smith, Twp Mgr.

Invoice # : 660830  
Invoice Date : 10/28/2015  
Project : EGMA1501  
Project Name : 2015 General Services

For Services Rendered through: 10/18/2015

Prepared for and attended October MA meeting.

Phase : \*\*\*\* -- Professional Services

Total Phase : \*\*\*\* -- Professional Services

Labor :	431.25
Expense :	0.00
Phase Total :	431.25

Amount Due This Invoice

\$431.25

Fee :	12,000.00
Prior Billings :	8,846.50
Current Billings :	431.25
Total Billings :	9,277.75

Phase : \*\*\*\* -- Professional Services

Labor Class	Hours/Units	Rate	Amount
Authority Engineer	3.75	115.00	431.25
<b>Labor Total:</b>	<b>3.75</b>		<b>431.25</b>

Total Phase : \*\*\*\* -- Professional Services

Labor :	\$431.25
Expense :	\$0.00

Total Project : EGMA1501 -- 2015 General Services

Labor :	\$431.25
Expense :	\$0.00

ok TRS 11/6

East Goshen Municipal Authority  
EGMA1501 Invoice Summary  
Invoice Date 10/28/2015

<b>Project:</b>	EGMA1501		
<b>Pennoni Job No.:</b>	2015 General Services		
<b>Invoice No:</b>	<b>660830</b>		
<b>Invoice Period:</b>	9/21/2015	to	10/18/2015
<b>Initial Authorization:</b>	\$ 12,000.00	<b>Date:</b>	10/28/2015
<b>Contract Amount:</b>	\$ 12,000.00		
<b>Previously Invoiced:</b>	\$ 8,846.50		
<b>Current Invoice:</b>	\$ 431.25		
<b>Invoiced to Date (\$):</b>	\$ 9,277.75		
<b>Invoiced to Date (%):</b>	77%		
<b>Remaining Budget (\$):</b>	\$ 2,722.25		
<b>Remaining Budget (%):</b>	23%		

**Budget by Phase:**

	2015 General	
<b>Phase Name:</b>	Services	
<b>Phase Budget:</b>	\$ 12,000.00	
<b>Previously Invoiced:</b>	\$ 8,846.50	
<b>Current Invoice:</b>	\$ 431.25	
<b>Invoiced to Date (\$):</b>	\$ 9,277.75	
<b>Invoiced to Date (%):</b>	77%	
<b>Remaining Budget (\$):</b>	\$ 2,722.25	
<b>Remaining Budget (%):</b>	23%	

**Comments:** Prepared for and attended October MA meeting.



# INVOICE

Newark, DE  
302-655-4451 Fax: 302-654-2895

Remit Payment To:  
Pennoni  
P.O. Box 827328  
Philadelphia, PA 19182-7328

East Goshen Municipal Authority  
1580 Paoli Pike  
West Chester, PA 19380-6199  
Attention: Louis F. Smith, Twp Mgr.

Invoice # : 660831  
Invoice Date : 10/28/2015  
Project : EGMA1502  
Project Name : 2015 Semi-Annual I&I Reports

For Services Rendered through: 10/18/2015

Continued limited analysis of 1st month of new portable meter data from August 5-28, 2015 and prepared summary email to Township.

Phase : \*\*\*\* -- Professional Services

Total Phase : \*\*\*\* -- Professional Services

Labor : 221.25  
Expense : 0.00  
Phase Total : 221.25

Amount Due This Invoice

221.25

Fee : 10,500.00  
Prior Billings : 7,377.50  
Current Billings : 221.25  
Total Billings : 7,598.75

Phase : \*\*\*\* -- Professional Services

Labor Class	Hours/Units	Rate	Amount
Authority Engineer	1.00	115.00	115.00
Associate Engineer	1.25	85.00	106.25
<b>Labor Total:</b>	<b>2.25</b>		<b>221.25</b>

Total Phase : \*\*\*\* -- Professional Services

Labor : \$221.25  
Expense : \$0.00

Total Project : EGMA1502 -- 2015 Semi-Annual I&I Reports

Labor : \$221.25  
Expense : \$0.00

OIC RS 11-6

East Goshen Municipal Authority  
EGMA1502 Invoice Summary  
Invoice Date 10/28/2015

**Project:** EGMA1502  
**Pennoni Job No.:** 2015 Semi-Annual I&I Reports  
**Invoice No:** **660831**  
**Invoice Period:** 9/21/2015 to 10/18/2015  
**Initial Authorization:** \$ 10,500.00 **Date:** 10/28/2015  
**Contract Amount:** \$ 10,500.00  
**Previously Invoiced:** \$ 7,377.50  
**Current Invoice:** \$ 221.25  
**Invoiced to Date (\$):** \$ 7,598.75  
**Invoiced to Date (%):** 72%  
**Remaining Budget (\$):** \$ 2,901.25  
**Remaining Budget (%):** 28%

**Budget by Phase:**

**Phase Name:** 2015 Semi-Annual I&I Reports  
**Phase Budget:** \$ 10,500.00  
**Previously Invoiced:** \$ 7,377.50  
**Current Invoice:** \$ 221.25  
**Invoiced to Date (\$):** \$ 7,598.75  
**Invoiced to Date (%):** 72%  
**Remaining Budget (\$):** \$ 2,901.25  
**Remaining Budget (%):** 28%

**Comments:** Continued limited analysis of 1st month of new portable meter data from August 5-28, 2015 and prepared summary email to Township.



# INVOICE

Newark, DE  
302-655-4451 Fax: 302-654-2895

Remit Payment To:  
**Pennoni**  
P.O. Box 827328  
Philadelphia, PA 19182-7328

**East Goshen Municipal Authority**  
1580 Paoli Pike  
West Chester, PA 19380-6199  
Attention: Louis F. Smith, Twp Mgr.

**Invoice # :** 660832  
**Invoice Date :** 10/28/2015  
**Project :** EGMA1504  
**Project Name :** Reservoir Rd PS Design & Permitting

**For Services Rendered through: 10/18/2015**

Phase 11 - Coordinated soft dig utility test pits scope and schedule with PPL, Sunoco, Williams-Transco, and Township; progressed to approx 95% complete stormwater management calculations, report, and BMP design; Township Engineer staff performed peer review of stormwater management design and issued letter that design is in accordance with the Township's Stormwater Management Ordinance; continued preparation of bid document and specifications; and continued preparation of architectural building details.

Phase 12 Contract Effort - Continued with preparation of PADEP Chapter 105 GP-5 "Utility Line Stream Crossings" and GP-8 "Temporary Road Crossings (across streams)" permit application for Ridley Creek; and submitted response to PennDOT's comments on HOP application for pipeline soft dig test pits.

Phase 12 Supplemental Effort - Performed pre- and post-development floodplain filling hydraulic analysis of pump station site, prepared and submitted hydraulic analysis letter report to the Township's Certified Floodplain Manager (CFM), coordinated with CFM on Chapter 106 floodplain certification form sign-off, and continued preparation of Chapter 105 and 106 General Permit & Joint Permit application for Chester Creek utility crossing and floodplain impact. Supplemental effort on this invoice = \$2,063.25

**Phase : 11 -- Final Design**

**Total Phase : 11 -- Final Design**

**Labor :** 4,556.25  
**Expense :** 0.00  
**Phase Total :** 4,556.25

**Phase : 12 -- Permitting**

**Total Phase : 12 -- Permitting**

**Labor :** 2,684.50  
**Expense :** 0.00  
**Phase Total :** 2,684.50

**Amount Due This Invoice**

**\$7,240.75**

**Fee :** 135,800.00  
**Prior Billings :** 99,212.50  
**Current Billings :** 7,240.75  
**Total Billings :** 106,453.25

*ok RS 11-6*

Continued on next page...

INVOICES DUE ON RECEIPT. Invoices outstanding over 30 days will have a Service Charge of 1 1/2% per month.

...Continued from previous page

**Phase : 11 -- Final Design**

<b>Labor Class</b>	<i>Hours/ Units</i>	<i>Rate</i>	<i>Amount</i>
Authority Engineer	0.25	115.00	28.75
Township Engineer	0.25	115.00	28.75
Project Engineer	18.75	97.00	1,818.75
Staff Engineer	9.50	90.00	855.00
Associate Engineer	13.00	85.00	1,105.00
Engineering Technician II	5.00	77.00	385.00
Engineering Technician I	5.00	67.00	335.00
<b>Labor Total:</b>	<b>51.75</b>		<b>4,556.25</b>

<b>Total Phase : 11 -- Final Design</b>	<b>Labor :</b>	<b>\$4,556.25</b>
	<b>Expense :</b>	<b>\$0.00</b>

**Phase : 12 -- Permitting**

<b>Labor Class</b>	<i>Hours/ Units</i>	<i>Rate</i>	<i>Amount</i>
Authority Engineer	10.00	115.00	1,150.00
Senior Environmental Scientist	15.25	90.00	1,372.50
Associate Engineer	1.00	85.00	85.00
Engineering Technician II	1.00	77.00	77.00
<b>Labor Total:</b>	<b>27.25</b>		<b>2,684.50</b>

<b>Total Phase : 12 -- Permitting</b>	<b>Labor :</b>	<b>\$2,684.50</b>
	<b>Expense :</b>	<b>\$0.00</b>

<b>Total Project : EGMA1504 -- Reservoir Rd PS Design &amp; Permitting</b>	<b>Labor :</b>	<b>\$7,240.75</b>
	<b>Expense :</b>	<b>\$0.00</b>

East Goshen Municipal Authority  
 EGMA1504 Invoice Summary  
 Invoice Date 10/28/2015

**Project:** EGMA1504  
**Pennoni Job No.:** Reservoir Rd PS Design & Permitting  
**Invoice No:** **660832**  
**Invoice Period:** 9/21/2015 to 10/18/2015  
**Initial Authorization:** \$ 167,120.00 **Date:** 10/28/2015  
**Contract Amount:** \$ 167,120.00  
**Previously Invoiced:** \$ 121,160.25  
**Current Invoice:** \$ 7,240.75  
**Invoiced to Date (\$):** \$ 128,401.00  
**Invoiced to Date (%):** 77%  
**Remaining Budget (\$):** \$ 38,719.00  
**Remaining Budget (%):** 23%

**Budget by Phase:**

<b>Phase Name:</b>	<b>Final Design</b>	<b>Phase 11</b>
<b>Phase Budget:</b>	\$ 47,400.00	
<b>Previously Invoiced:</b>	\$ 39,225.50	
<b>Current Invoice:</b>	\$ 4,556.25	
<b>Invoiced to Date (\$):</b>	\$ 43,781.75	
<b>Invoiced to Date (%):</b>	92%	
<b>Remaining Budget (\$):</b>	\$ 3,618.25	
<b>Remaining Budget (%):</b>	8%	

**Comments:** Phase 11 - Coordinated soft dig utility test pits scope and schedule with PPL, Sunoco, Williams-Transco, and Township; progressed to approx 95% complete stormwater management calculations, report, and BMP design; Township Engineer staff performed peer review of stormwater management design and issued letter that design is in accordance with the Township's Stormwater Management Ordinance; continued preparation of bid document and specifications; and continued preparation of architectural building details.



East Goshen Municipal Authority  
 EGMA1504 Invoice Summary  
 Invoice Date 10/28/2015

**Project:** EGMA1504  
**Pennoni Job No.:** Reservoir Rd PS Design & Permitting  
**Invoice No:** 660832  
**Invoice Period:** 9/21/2015 to 10/18/2015  
**Initial Authorization:** \$ 167,120.00 **Date:** 10/28/2015  
**Contract Amount:** \$ 167,120.00  
**Previously Invoiced:** \$ 121,160.25  
**Current Invoice:** \$ 7,240.75  
**Invoiced to Date (\$):** \$ 128,401.00  
**Invoiced to Date (%):** 77%  
**Remaining Budget (\$):** \$ 38,719.00  
**Remaining Budget (%):** 23%

**Budget by Phase:**

<b>Phase Name:</b>	<b>Permitting</b>	<b>Phase 12</b>
<b>Phase Budget:</b>	\$ 15,800.00	
<b>Previously Invoiced:</b>	\$ 8,944.50	
<b>Current Invoice:</b>	\$ 2,684.50	
<b>Invoiced to Date (\$):</b>	\$ 11,629.00	
<b>Invoiced to Date (%):</b>	74%	
<b>Remaining Budget (\$):</b>	\$ 4,171.00	
<b>Remaining Budget (%):</b>	26%	

**Comments:** Phase 12 Contract Effort - Continued with preparation of PADEP Chapter 105 GP-5 "Utility Line Stream Crossings" and GP-8 "Temporary Road Crossings (across streams)" permit application for Ridley Creek; and submitted response to PennDOT's comments on HOP application for pipeline soft dig test pits.

Phase 12 Supplemental Effort - Performed pre- and post-development floodplain filling hydraulic analysis of pump station site, prepared and submitted hydraulic analysis letter report to the Township's Certified Floodplain Manager (CFM), coordinated with CFM on Chapter 106 floodplain certification form sign-off, and continued preparation of Chapter 105 and 106 General Permit & Joint Permit application for Chester Creek utility crossing and floodplain impact. Supplemental effort on this invoice = \$2,063.25.

# Memo

---

To: Municipal Authority  
From: Jon Altshul  
Re: MA October Financial Reports  
Date: November 6, 2015

---

In October, the Municipal Authority recorded \$128 in revenues (all from interest) and \$37,667 in expenses (including \$36,766 for Reservoir Road Pump Station engineering), for a negative variance of \$37,539. As of October 31<sup>st</sup>, the fund balance was \$1,498,552, of which \$1,435,629 is in the main construction account.

A complete list of all year-to-date expenses and revenues is provided.

**EAST GOSHEN TOWNSHIP  
1580 PAOLI PIKE  
WEST CHESTER, PA  
Municipal Authority  
October 2015**

Account Title	Acct #	Annual Budget	Month To Date Actual	Year To Date Actual
<b>MUNICIPAL AUTHORITY BEGINNING FUND BALANCE</b>			<b>1,536,091.21</b>	
<b>RCSTP BUDGET</b>				
<b>REVENUE</b>				
INTEREST EARNED - RCSTP EXPANSION	07341 1020	1,600.00	126.53	1,270.83
GRANT REVENUE	07392 0800	0.00	0.00	0.00
<b>TOTAL REVENUE</b>		<b>1,600.00</b>	<b>126.53</b>	<b>1,270.83</b>
<b>EXPENSES</b>				
R.C.-CAP. PROJ.-ENGINEER	07424 7451	0.00	0.00	0.00
R.C. CAP EXPANSION GEN'L CONTRACTOR	07424 7452	0.00	0.00	0.00
R.C. CAP EXPANSION - ELECTRICAL	07424 7453	0.00	0.00	0.00
R.C. CAP EXP CONTINGENCY CAPITAL	07424 7454	0.00	0.00	0.00
R.C. CAP EXP CONTINGENCY ONGOING	07424 7455	0.00	0.00	0.00
R.C. CAP EXP ADDITIONAL CONTINGENCY	07424 7456	0.00	0.00	0.00
TRANSFER TO SEWER SINKING FUND	07492 0550	0.00	0.00	0.00
TRANSFER TO AUTHORITY CAP FUND	07492 0990	0.00	0.00	0.00
<b>TOTAL EXPENSES</b>		<b>0.00</b>	<b>0.00</b>	<b>0.00</b>
<b>RCSTP NET RESULT</b>		<b>1,600.00</b>	<b>126.53</b>	<b>1,270.83</b>

**OPERATING BUDGET**

**EAST GOSHEN TOWNSHIP  
1580 PAOLI PIKE  
WEST CHESTER, PA  
Municipal Authority  
October 2015**

Account Title	Acct #	Annual Budget	Month To Date Actual	Year To Date Actual
<b>REVENUE</b>				
INTEREST EARNINGS	07341 1000	15.00	1.28	8.97
C.C. TAPPING FEES	07364 1100	0.00	0.00	27,600.00
R.C.TAPPING FEES	07364 1110	14,296.00	0.00	16,296.00
CONNECTION FEES - SEWER	07364 1130	0.00	0.00	1,268.64
MISCELLANEOUS REVENUE	07380 1000	0.00	0.00	423.36
TRANSFER FROM SEWER OPERATING	07392 0500	105,105.00	0.00	20,000.00
<b>TOTAL REVENUE</b>		<b>119,416.00</b>	<b>1.28</b>	<b>65,596.97</b>
<b>EXPENSES</b>				
ADMINISTRATIVE WAGES	07424 1400	33,323.00	0.00	24,251.00
MISCELLANEOUS EXPENSE	07424 3000	3,000.00	0.00	1,468.05
MUNIC.AUTH.-AUDITING	07424 3110	10,984.00	0.00	8,900.00
ENGINEERING SERVICES	07424 3130	37,300.00	641.25	32,613.25
LEGAL SERVICES	07424 3140	9,000.00	260.00	2,940.00
M.C.-DVRFA-DEBT SERVICE	07471 1000	23,240.00	0.00	0.00
M.C.-DVRFA-INTEREST PAYMN	07472 1000	4,169.00	0.00	0.00
M.C.-DVRFA-INTEREST PAYMN	07472 1010	0.00	0.00	0.00
<b>TOTAL EXPENSES</b>		<b>121,016.00</b>	<b>901.25</b>	<b>70,172.30</b>
<b>OPERATING NET RESULT</b>		<b>(1,600.00)</b>	<b>(899.97)</b>	<b>(4,575.33)</b>

**CAPITAL BUDGET**

**EAST GOSHEN TOWNSHIP  
1580 PAOLI PIKE  
WEST CHESTER, PA  
Municipal Authority  
October 2015**

Account Title	Acct #	Annual Budget	Month To Date Actual	Year To Date Actual
<b>REVENUE</b>				
DCED GRANT	07354 0400	0.00	0.00	37,162.00
LOAN PROCEEDS-SEWER PROJECT	07393 1001	0.00	0.00	0.00
TRANSFER FROM SEWER CAP RESERVE	07392 0900	0.00	0.00	0.00
<b>TOTAL REVENUE</b>		<b>0.00</b>	<b>0.00</b>	<b>37,162.00</b>
<b>EXPENSES</b>				
MARYDELL PUMP STATION - ENGINEER	07425 1000	0.00	0.00	0.00
MARYDELL PUMP STATION -CONSTRUCTION	07425 2000	0.00	0.00	0.00
MANHOLE COVER REPLACEMENTS	07424.7405	0.00	0.00	0.00
C.C. CAPITAL - COLLECTION	07424.7420	0.00	0.00	0.00
LOCHWOOD ABANDONMENT ENGINEER	07424 7475	0.00	0.00	0.00
LOCHWOOD ABANDONMENT CONSTRUCTION	07424 7476	0.00	0.00	0.00
LOCHWOOD ELIMINATION PHASE 2	07424 7477	0.00	0.00	0.00
HERSHEY MILL STATION - ENGINEER	07426 1000	0.00	0.00	0.00
HERSHEY MILL STATION - CONSTRUCTION	07426 2000	0.00	0.00	0.00
RESERVE PUMP STATION - ENGINEER	07427 1000	0.00	0.00	0.00
RESERVE PUMP STATION - CONSTRUCTION	07427 2000	0.00	0.00	0.00
RESERVOIR PUMP STATION - ENGINEER	07428 1000	100,000.00	36,765.75	124,482.00
RESERVOIR PUMP STATION CONSTRUCTION	07428 2000	0.00	0.00	0.00
<b>TOTAL EXPENSES</b>		<b>100,000.00</b>	<b>36,765.75</b>	<b>124,482.00</b>
<b>CAPITAL NET RESULT</b>		<b>(100,000.00)</b>	<b>(36,765.75)</b>	<b>(87,320.00)</b>
<b>MUNICIPAL AUTHORITY ENDING FUND BALANCE</b>			<b>1,498,552.02</b>	

East Goshen Township General Ledger

Report Date 11/04/15

GL Transaction Details

PAGE 1

MGRP18 run by BRIAN

11 : 18 AM

Acct #	Per	Src	Trx #	Debits	Credits	Beg/End Bal	Date	Check/Ref #	ID #	Name/Description
07341-1000						0.00				
	INTEREST	EARNINGS								
	1501	JE	46156		1.44		02/03/15	INTEREST		INTEREST EARNED JANUARY 2015 07 FUND
	1501			0.00	1.44	-1.44				
	1502		46526		1.17		03/02/15	INTEREST		INTEREST EARNED FEBRUARY 2015 07 FUND
	1502			0.00	1.17	-2.61				
	1503		46944		1.03		04/02/15	INTEREST		INTEREST EARNED MARCH 2015 07 FUND
	1503			0.00	1.03	-3.64				
	1504		47407		0.61		05/04/15	INTEREST		INTEREST EARNED APRIL 2015 07 FUND
	1504			0.00	0.61	-4.25				
	1505		47825		0.75		06/01/15	INTEREST		INTEREST EARNED MAY 2015 07 FUND
	1505			0.00	0.75	-5.00				
	1506		48334		0.64		07/02/15	INTEREST		INTEREST EARNED JUNE 2015 07 FUND
	1506			0.00	0.64	-5.64				
	1507		48782		0.56		08/03/15	INTEREST		INTEREST EARNED JULY 2015 07 FUND
	1507			0.00	0.56	-6.20				
	1508		49202		0.64		09/01/15	INTEREST		INTEREST EARNED AUGUST 2015 07 FUND
	1508			0.00	0.64	-6.84				
	1509		49635		0.85		10/02/15	INTEREST		INTEREST EARNED SEPT. 2015 07 FUND

MGRP18 run by BRIAN

11 : 18 AM

Acct #	Per	Src	Trx #	Debits	Credits	Beg/End Bal	Date	Check/Ref #	ID #	Name/Description
1509				0.00	0.85	-7.69				
1510		50108			1.28		11/03/15	INTEREST		INTEREST EARNED OCTOBER 2015 07 FUND
1510				0.00	1.28	-8.97				
07341-1000	****	***	*****	0.00	8.97	-8.97				
07341-1020	INTEREST EARNED - RCSTP EXPANSION					0.00				
1501		46156			131.97		02/03/15	INTEREST		INTEREST EARNED JANUARY 2015 07 FUND
1501				0.00	131.97	-131.97				
1502		46526			119.08		03/02/15	INTEREST		INTEREST EARNED FEBRUARY 2015 07 FUND
1502				0.00	119.08	-251.05				
1503		46944			131.27		04/02/15	INTEREST		INTEREST EARNED MARCH 2015 07 FUND
1503				0.00	131.27	-382.32				
1504		47407			125.90		05/04/15	INTEREST		INTEREST EARNED APRIL 2015 07 FUND
1504				0.00	125.90	-508.22				
1505		47825			128.37		06/01/15	INTEREST		INTEREST EARNED MAY 2015 07 FUND
1505				0.00	128.37	-636.59				
1506		48334			124.75		07/02/15	INTEREST		INTEREST EARNED JUNE 2015 07 FUND
1506				0.00	124.75	-761.34				

MGRP18 run by BRIAN 11 : 18 AM

Acct #	Per	Src	Trx #	Debits	Credits	Beg/End Bal	Date	Check/Ref #	ID #	Name/Description
07341-1020	1507	JE	48782		129.80		08/03/15	INTEREST		INTEREST EARNED JULY 2015 07 FUND
	1507			0.00	129.80	-891.14				
	1508		49202		128.91		09/01/15	INTEREST		INTEREST EARNED AUGUST 2015 07 FUND
	1508			0.00	128.91	-1,020.05				
	1509		49635		124.25		10/02/15	INTEREST		INTEREST EARNED SEPT. 2015 07 FUND
	1509			0.00	124.25	-1,144.30				
	1510		50108		126.53		11/03/15	INTEREST		INTEREST EARNED OCTOBER 2015 07 FUND
	1510			0.00	126.53	-1,270.83				
07341-1020	****	***	*****	0.00	1,270.83	-1,270.83				
07354-0400			DCEB GRANT			0.00				
	1506	RE	48107		37,162.00		06/17/15	48107 1		GRANT - RESERVOIR RD PUMP STA
	1506			0.00	37,162.00	-37,162.00				
07354-0400	****	***	*****	0.00	37,162.00	-37,162.00				
07364-1100			C.C. TAPPING FEES			0.00				
	1505		47736		2,000.00		05/27/15	47736 1		TAP IN FEE - 1334 A PARK AVE
	1505			0.00	2,000.00	-2,000.00				
	1506		47853		2,000.00		06/03/15	47853 1		TAP-IN FEE FOR 1414 BRAMBLE LN
			47991		2,000.00		06/10/15	47991 1		TAP IN FEE FOR 14 RESERVOIR RD
	1506			0.00	4,000.00	-6,000.00				



East Goshen Township General Ledger

Report Date 11/04/15

GL Transaction Details

PAGE 4

MGRP18 run by BRIAN

11 : 18 AM

Acct #	Per	Src Trx #	Debits	Credits	Beg/End Bal	Date	Check/Ref #	ID #	Name/Description
07364-1100	1509 CR	49458		21,600.00		09/21/15	249	8069 1	GOSHEN MEADOWS INVESTORS L.P.
	1509		0.00	21,600.00	-27,600.00				
07364-1100	**** *** *****		0.00	27,600.00	-27,600.00				
07364-1110	R.C.TAPPING FEES				0.00				
	1504	47236		7,148.00		04/21/15	1123	7875 1	SUNNY RIDGE FARMS LLC
		47278		7,148.00		04/23/15	1128	7875 1	SUNNY RIDGE FARMS LLC
	1504		0.00	14,296.00	-14,296.00				
	1509 RE	49423		2,000.00		09/18/15	49423 1		TAP IN FEE FOR 1606 ATLEE DR
	1509		0.00	2,000.00	-16,296.00				
07364-1110	**** *** *****		0.00	16,296.00	-16,296.00				
07364-1130	CONNECTION FEES - SEWER				0.00				
	1501 CR	45967		423.00		01/16/15	789	8648 1	GEORGE SMITH & CHRISTINA CONLE
		JE 45968	141.12			01/16/15	PINE ROCK		ANNUAL PINE ROCK INSTALLMENT
	1501		141.12	423.00	-281.88				
	1502 CR	46296		423.00		02/13/15	248	8650 1	JACOBS, ROBERT & CHERYL
		46479		423.00		02/26/15	2381	8649 1	STOFFLET, MICHAEL
		JE 46297	141.12			02/13/15	PINE ROCK		ANNUAL PINE ROCK INSTALLMENT
		46480	141.12			02/26/15	PINE ROCK		ANNUAL PINE ROCK INSTALLMENT
	1502		282.24	846.00	-845.64				
	1505 CR	47731		423.00		05/27/15	1124	8651 1	PAPPANO, JOSEPH & PATRICIA
	1505		0.00	423.00	-1,268.64				
07364-1130	**** *** *****		423.36	1,692.00	-1,268.64				
07380-1000	MISCELLANEOUS REVENUE				0.00				

MGRP18 run by BRIAN 11 : 18 AM

Acct #	Per	Src Trx #	Debits	Credits	Beg/End Bal	Date	Check/Ref #	ID #	Name/Description
1501	JE	45968		141.12		01/16/15	PINE ROCK		ANNUAL PINE ROCK INSTALLMENT
1501			0.00	141.12	-141.12				
1502		46297		141.12		02/13/15	PINE ROCK		ANNUAL PINE ROCK INSTALLMENT
		46480		141.12		02/26/15	PINE ROCK		ANNUAL PINE ROCK INSTALLMENT
1502			0.00	282.24	-423.36				
07380-1000	****	*** *****	0.00	423.36	-423.36				
07392-0500	TRANSFER FROM SEWER OPERATING				0.00				
1507		48567		20,000.00		07/16/15	DEPOSIT		DEPOSIT \$ FROM SEWER ACCT.
1507			0.00	20,000.00	-20,000.00				
07392-0500	****	*** *****	0.00	20,000.00	-20,000.00				
07424-1400	ADMINISTRATIVE WAGES				0.00				
1503	CD	46874	8,292.10			03/30/15	2267	425	EAST GOSHEN TOWNSHIP - GENERAL 1ST QTR.2015 REIMBURS. FR: MUN.A
1503			8,292.10	0.00	8,292.10				
1506		48284	8,292.10			06/30/15	2273	425	EAST GOSHEN TOWNSHIP - GENERAL 2ND QTR.2015 REIMBURSMT FR:MUN.A
1506			8,292.10	0.00	16,584.20				
1509		49529	8,292.10			09/25/15	2280	425	EAST GOSHEN TOWNSHIP - GENERAL 3RD QTR 2015 REIMBURSEMNT FR: MA
		49551	-8,292.10			09/25/15	2280	425	EAST GOSHEN TOWNSHIP - GENERAL VOID CK.2280
		49552	7,666.80			09/25/15	2281	425	EAST GOSHEN TOWNSHIP - GENERAL 3RD QTR.2015 REIMBURSEMNT FR: MA
1509			7,666.80	0.00	24,251.00				
07424-1400	****	*** *****	24,251.00	0.00	24,251.00				

MGRP18 run by BRIAN 11 : 18 AM

Acct #	Per	Src	Trx #	Debits	Credits	Beg/End Bal	Date	Check/Ref #	ID #	Name/Description
07424-3000						0.00				
				MISCELLANEOUS EXPENSE						
	1501		45777	950.00			01/02/15	2260	2132	PENNSYLVANIA MUNICIPAL AUTHORITIES ASSOC 2015 ACTIVE MEMBERSHIP DUES
			46110	500.00			01/29/15	2263	2737	COMMONWEALTH OF PA ANNUAL FEE - NPDES PERMIT -CHAP.
	1501			1,450.00	0.00	1,450.00				
	1506	JE	48342	18.05			07/02/15	BANK FEE		DEPOSIT SLIP ORDER 6/6/15
	1506			18.05	0.00	1,468.05				
07424-3000	****	***	*****	1,468.05	0.00	1,468.05				
07424-3110						0.00				
				MUNIC.AUTH.-AUDITING						
	1507	CD	48553	8,900.00			07/16/15	2275	808	MAILLIE FALCONIERO & CO. EXAM.FINANCIAL STATEMENTS 12/31/
	1507			8,900.00	0.00	8,900.00				
07424-3110	****	***	*****	8,900.00	0.00	8,900.00				
07424-3130						0.00				
				ENGINEERING SERVICES						
	1501		45953	621.50			01/15/15	2261	1052	PENNONI ASSOCIATES INC. SERVICES THRU 12/7/14 GENERAL
			46013	640.00			01/22/15	2262	1052	PENNONI ASSOCIATES INC. SERVICE THRU 11/9/14 GEN.SERVICE
	1501			1,261.50	0.00	1,261.50				
	1502		46311	5,571.50			02/13/15	2264	1052	PENNONI ASSOCIATES INC. SERVICES THRU 1/18/15 2014 CHAP.
	1502			5,571.50	0.00	6,833.00				
	1503		46649	5,685.00			03/12/15	2266	1052	PENNONI ASSOCIATES INC. SERVICES THRU 2/15/15 2014 CHAP.
	1503			5,685.00	0.00	12,518.00				

MGRF18 run by BRIAN 11 : 18 AM

Acct #	Per	Src	Trx #	Debits	Credits	Beg/End Bal	Date	Check/Ref #	ID #	Name/Description
07424-3130	1504	CD	47119	4,718.75			04/15/15	2269	1052	PENNONI ASSOCIATES INC. SERV. THRU 3/22/15 2015 GEN.SER
	1504			4,718.75	0.00	17,236.75				
	1505	47583		10,136.50			05/14/15	2270	1052	PENNONI ASSOCIATES INC. SERV. THRU 4/19/15 2015 GEN.SERV
	1505			10,136.50	0.00	27,373.25				
	1506	47984		1,843.75			06/10/15	2272	1052	PENNONI ASSOCIATES INC. SERVICE THRU 5/17/15 2015 GEN.SE
	1506			1,843.75	0.00	29,217.00				
	1507	48553		1,921.25			07/16/15	2276	1052	PENNONI ASSOCIATES INC. SERV. THRU 6/21/15 2015 SEMI-ANN
	1507			1,921.25	0.00	31,138.25				
	1508	48772		373.75			08/03/15	2277	1052	PENNONI ASSOCIATES INC. SERVICES THRU 7/19/15 2015 GEN.S
	1508			373.75	0.00	31,512.00				
	1509	49338		460.00			09/11/15	2279	1052	PENNONI ASSOCIATES INC. SERVICE THRU 8/16/15 2015 GEN.SE
	1509			460.00	0.00	31,972.00				
	1510	49748		641.25			10/13/15	2283	1052	PENNONI ASSOCIATES INC. SERV. THRU 9/20/15 2015 SEMI-ANN
	1510			641.25	0.00	32,613.25				
07424-3130	****	***	*****	32,613.25	0.00	32,613.25				
07424-3140	LEGAL SERVICES					0.00				
	1503	46649		300.00			03/12/15	2265	528	GAWTHROP GREENWOOD & HALSTED LEGAL SERVICE - 1/12/15 GEN.AUT
	1503			300.00	0.00	300.00				

MGRP18 run by BRIAN 11 : 18 AM

Acct #	Per	Src	Trx #	Debits	Credits	Beg/End Bal	Date	Check/Ref #	ID #	Name/Description
07424-3140	1504	CD	47119	840.00			04/15/15	2268	528	GAWTHROP GREENWOOD & HALSTED LEGAL SERVICE 2/6-2/9/15 GEN.AUT
	1504			840.00	0.00	1,140.00				
	1506		47984	860.00			06/10/15	2271	528	GAWTHROP GREENWOOD & HALSTED LEGAL SERV. 4/7-4/13/15 GEN.AUT
	1506			860.00	0.00	2,000.00				
	1507		48553	380.00			07/16/15	2274	528	GAWTHROP GREENWOOD & HALSTED LEGAL SERVICE 6/3-6/8/15 GEN.AU
	1507			380.00	0.00	2,380.00				
	1508		48918	300.00			08/12/15	2278	528	GAWTHROP GREENWOOD & HALSTED LEGAL SERVICES 7/13/15 GEN.AUTH
	1508			300.00	0.00	2,680.00				
	1510		49748	260.00			10/13/15	2282	528	GAWTHROP GREENWOOD & HALSTED LEGAL SERVICES 8/10/15 GEN.AUTH.
	1510			260.00	0.00	2,940.00				
07424-3140	****	***	*****	2,940.00	0.00	2,940.00				
07428-1000			RESERVOIR PUMP STATION - ENGINEER			0.00				
	1501		45954	137.50			01/15/15	10029	1052	PENNONI ASSOCIATES INC. SERV.THURU 12/7/14 RESERV.RD ACT
			46014	852.50			01/22/15	10030	1052	PENNONI ASSOCIATES INC. SERVICE THRU 11/9/14 RESERVOIR R ACT.537
	1501			990.00	0.00	990.00				
	1502		46312	5,382.80			02/13/15	10031	1052	PENNONI ASSOCIATES INC. SERV.THURU 1/18/15 RESERVOIR RD.P ACT 537 PLANNING
	1502			5,382.80	0.00	6,372.80				

MGRP18 run by BRIAN 11 : 18 AM

Acct #	Per	Src	Trx #	Debits	Credits	Beg/End Bal	Date	Check/Ref #	ID #	Name/Description
07428-1000	1503	CD	46650	10,394.70			03/12/15	10032	1052	PENNONI ASSOCIATES INC. SERV. THRU 2/15/15 RESERVOIR RD.
1503				10,394.70	0.00	16,767.50				
1504				18,607.75			04/15/15	10033	1052	PENNONI ASSOCIATES INC. SERV. THRU 3/22/15 RESERVOIR RD. DESIGN & PERMITTING
1504				18,607.75	0.00	35,375.25				
1505				15,825.75			05/14/15	10034	1052	PENNONI ASSOCIATES INC. SERV. THRU 4/19/15 RESERVOIR RD. DESIGN & PERMITTING
1505				15,825.75	0.00	51,201.00				
1506				9,249.50			06/10/15	10035	1052	PENNONI ASSOCIATES INC. SERV. THRU 5/17/15 RESERVOIR RD
1506				9,249.50	0.00	60,450.50				
1507				10,841.50			07/16/15	10036	1052	PENNONI ASSOCIATES INC. SERV. THRU 6/21/15 - RESERV. RD P DESIGN & PERMITTING
1507				10,841.50	0.00	71,292.00				
1508				4,715.25			08/03/15	10037	1052	PENNONI ASSOCIATES INC. SERV. THRU 7/19/15 RESERVOIR RD
1508				4,715.25	0.00	76,007.25				
1509				11,709.00			09/11/15	10038	1052	PENNONI ASSOCIATES INC. SERVICES THRU 8/16/15 RESERV. RD
1509				11,709.00	0.00	87,716.25				
1510				34,515.75			10/13/15	10039	1052	PENNONI ASSOCIATES INC. SERV. THRU 9/20/815 RESERV. RD
	JE		50127	2,250.00			11/04/15	RECLASS		RECLASS EARTHCORE INV.6865 PYMT. 10/22 CK.10040
1510				36,765.75	0.00	124,482.00				

MGRP18 run by BRIAN 11 : 18 AM

Acct #	Per	Src Trx #	Debits	Credits	Beg/End Bal	Date	Check/Ref #	ID #	Name/Description
07428-1000	****	*** *****	124,482.00	0.00	124,482.00				
07428-2000		RESERVOIR PUMP STATION CONSTRUCTION			0.00				
		CD 49947 2,250.00				10/22/15	10040		2911 EARTHCORE SERVICES LLC TRUCK RIG MOBILIZATION, SKIDSTEE TRACK RIG, AUGER PROBES RECLASS EARTHCORE INV.6865 PYMT. 10/22 CK.10040
		JE 50127	2,250.00			11/04/15	RECLASS		
	1510		2,250.00	2,250.00	0.00				
07428-2000	****	*** *****	2,250.00	2,250.00	0.00				
Grand Total		197,327.66	106,703.16	90,624.50					

SPACE  SCIENCE 8 trillion microbeads pollute U.S. aquatic habitats daily

By Jareen Imam, CNN

🕒 Updated 8:11 AM ET, Tue September 22, 2015 | Video

Source: CNN

## Story highlights

---

Eight trillion microbeads are entering the United States' aquatic habitats daily, a new study says

---

Microbeads are tiny plastic beads that can be found in hundreds of personal care products

---

Scientists are calling for a total ban

**(CNN)**—Not to alarm you, but your daily morning regimen might be harming the planet's oceans.

What's the culprit? Microbeads. They are tiny, plastic beads that many companies have added to body scrubs, cosmetics, soaps -- essentially hundreds of products, to create an exfoliating sensation for users.

There's more than eight trillion microbeads entering aquatic habitats every day in the United States alone, according to a new study published in *Environmental Science & Technology*. It's enough microbeads to cover 300 tennis courts daily.

A microbead is any plastic that is smaller than 1 mm, about the size of a pinhead. They are designed to wash down drains, but have added to the increased microplastic debris littering the Earth's oceans and many freshwater lakes, the study states. Due to their size, plastic microbeads are difficult to clean up on a large scale.



Microbeads have even been subtly added to products like toothpaste. Despite their tiny size, they still pose a threat, according to Stephanie Green of Oregon State University and co-author of the study.

"Part of this problem can now start with brushing your teeth in the morning," she said. "Contaminants like these microbeads are not something our waste-water treatment plants were built to handle, and the overall amount of contamination is huge," she said.

The eight trillion microbeads entering the United States' aquatic habitats on a daily basis is only a fraction of what is being dumped in waste-water treatment facilities. Eight hundred trillion of these plastic beads settle into a sludge and transform into a runoff from sewage plants and go on to pollute the waterways.



"We're facing a plastic crisis and don't even know it," Green explained.

Some species of marine life mistake the small plastic particles for food, and scientists are currently examining how microplastics are affecting marine life once ingested and whether those chemicals can be transferred to humans if people consume these marine species later on, according to the National Oceanic and Atmospheric Administration (NOAA).

Chelsea Rochman of the University of California, Davis and lead author of the study, said microbeads were one of many types of microplastics to be found in the gut content of the marine wildlife that they examined.

"We've demonstrated in previous studies that microplastic of the same type, size and shape as many microbeads can transfer contaminants to animals and cause toxic effects," Rochman said. "We argue that the scientific evidence regarding microplastic supports legislation calling for a removal of plastic microbeads from personal care products."

Scientists from the study are calling for a complete ban on microbeads. They say that public support for the effort is also growing. Companies such as Unilever and Johnson & Johnson have pledged to phase out the use of microbeads in their personal care products.

In June 2014, the state of Illinois became the first state to ban the production, manufacture and sale of products that contain plastic microbeads, according to NOAA. Although the study argues that the legislation does not go far enough to eliminate microbeads that claim to be "biodegradable" but are not. Connecticut, New Jersey, Colorado have implemented regulations or bans on the plastic products as well.

Authors of the study are calling for new wording in microbead legislation that will ensure a total ban on materials that are "persistent, bioaccumulative, or toxic" to be added to products that are meant to be washed down the drain.

CNN left a message Saturday with the Personal Care Products Council, an industry group.

## Rick Smith

---

**From:** Andrew DiBiase <ADibiase@Pennoni.com>  
**Sent:** Thursday, November 05, 2015 8:57 AM  
**To:** rsmith@eastgoshen.org; scott\_towler@comcast.net; mmiller@eastgoshen.org  
**Cc:** Michael Ellis  
**Subject:** Chester Creek Interceptor Sample Data  
**Attachments:** Chester Creek Interceptor Sampling Data 11-10-14.pdf

Good Morning,

The Chester Creek Interceptor sampling results are attached.

AJ

### **AJ DiBiase**

Associate Engineer

#### **Pennoni**

Christiana Executive Campus  
121 Continental Drive, Suite 207  
Newark, DE 19713-4310

**Direct: 302-351-5225 | Cell: 732-492-1756**

[adibiase@pennoni.com](mailto:adibiase@pennoni.com)

[www.pennoni.com](http://www.pennoni.com)

*Engineers, Scientists, Surveyors, and Planners*



**Table 5**

<b>November 2014 - Influent Wastewater</b>											
Design Basis	Flow	BOD <sub>5</sub>		TSS		NH <sub>3</sub> -N		TKN, mg/L		Phosphorus, Total, mg/L	
		mg/L	lbs/day	mg/L	lbs/day	mg/L	lbs/day	mg/L	lbs/day	mg/L	lbs/day
	MGD Average		335	2,098	320	2,001	32	200	48	301	9.1
Sample Date											
November 4, 2014	0.353	258	760	222	654	34.4	101	40.1	118	6.4	19
November 11, 2014	0.396	278	819	380	1,120	34.1	100	48	141	6.6	19
November 18, 2014	0.385	216	636	288	849	30.9	91	42.8	126	5.8	17
November 25, 2014	0.366	140	413	282	831	29.9	88	46.9	138		
Average	0.375	223	657	293	863	32.3	95	44.5	131	6.3	18
Minimum	0.353	140	413	222	654	29.9	88	40.1	118	5.8	17
Maximum	0.396	278	819	380	1120	34.4	101	48.0	141	6.6	19

On November 10, ~~2015~~<sup>2014</sup> at 3:05 PM, a grab sample was collected at the manhole located at the intersection of Strasburg and Reservoir Roads. The results of the sample are as follows:

<b>Influent Wastewater: Strasburg &amp; Reservoir Roads</b>					
SBR Influent	Ammonia as N, mg/L	BOD, mg/L	Phosphorus, Total, mg/L	TKN, mg/L	TSS, mg/L
Average Daily Design Value	32	335	9.1	48	320
Nov. 10, 2014	43.3	228	9.1	67.3	190

Sequencing batch reactors (SBRs) numbered 1, 3 and 4 were in service during October and November.

Process monitoring of each SBR included ammonia as N, nitrite as N, Nitrate as N, COD, SSV, MLSS and total phosphorus. Foam concentrations decreased slightly during September to as low as 40% coverage of the surface area. Increased sludge wasting rates were maintained to manage the MLSS concentrations and F:M ratio within the desired goals. Daily monitoring of the influent and final effluent 24-hour composites samples for total phosphorus is ongoing. Daily analysis of the final effluent flow equalization grab sample is total phosphorus is ongoing. Sample

# Memo

## East Goshen Township

E-mail [rsmith@eastgoshen.org](mailto:rsmith@eastgoshen.org)

Date: October 28, 2015

To: Commerce Commission, Conservancy Board, Futurist Committee, Historical Commission  
**Municipal Authority**, Park and Rec Commission and Planning Commission

From: Rick Smith, Township Manager

Re: ABC Goals

At their meeting on Tuesday, October 27, 2015 the Board approved the following tentative ABC Goals for 2016. The Board intends to finalize the list of goals at the Annual Planning Session which will be held on Saturday January 9, 2016.

In addition the new Comprehensive Plan and the Parks, Recreation and Open Space Plan (Plans), both of which are posted on the Township web site, each have a number of action items with an "On-Going" priority. The Board's expectation is that each ABC will continue to implement these action items going forward.

If you have any comments, questions or concerns about your respective ABC's Goal(s) please provide them to me by December 30, 2015. Additional information about these goals and their method of implementation can be found in the Plans which are posted on the Township web site.

### **Comprehensive Plan**

#### Board of Supervisors

- Goal 7.3 Allowing for new uses and smaller incubator businesses in the corporate parks and industrial park
- Goal 6.2 Transforming the Paoli Pike Corridor into a walkable, connected artery.

#### Commerce Commission

- Goal 7.3 Allowing for new uses and smaller incubator businesses in the corporate parks and industrial park.
- Goal 6.1 Transforming the Town Center into a viable, walkable, visitable Place. Senya agreed to act as the liaison from the BOS.

#### Conservancy Board

- Goal 11.5 Continuing riparian buffer plantings throughout the Township.
- Goal 11.8 Reviewing and updating tree replacement standards as needed.

#### Futurist Commission

- Goal 6.1 Transforming the Town Center into a viable, walkable, visitable Place. Senya agreed to act as the liaison from the BOS.

Historic Commission

- Goal 13.6 Considering simplified Historic Preservation standards
- Goal 13.5 Considering simplified Historic Preservation requirements

Park and Recreation Commission

- Goal 9.2 Developing the Paoli Pike Trail to create the linkage between West Chester and Malvern, through East Goshen from West Goshen to Willistown. In addition the Board suggested the Commission also consider the potential for “feeder” trails from the various developments to the Paoli Pike trail.
  
- Goal 8.6 Increasing pedestrian circulation along Paoli Pike, especially in the form of a “Paoli Pike Promenade” with Sidewalks and Crosswalks, as well as increasing pedestrian circulation and pedestrian safety along Greenway, with Trails, Walkways and Crosswalks.

Planning Commission

- Goal 6.2 Transforming the Paoli Pike Corridor into a walkable, connected artery.

**Parks, Recreation and Open Space Plan**

Board of Supervisors

- Goal 1.1A Adopt the parkland standard of 28.20 acres per 1,000 residents
- Goal 1.1B Adopt a Mandatory Dedication of Parkland Ordinance

Conservancy Board

- Goal 1.5 Develop a public education program to increase public awareness, appreciation and engagement in managing natural resources and park features.

9/10/15

# East Goshen Township Comprehensive Plan

## 16. Implementation Strategies:

Our implementation strategies are consistent with our overarching view of: protecting the health, safety, and welfare of our residents; maintaining East Goshen's overall economic prosperity; enhancing the Township's built environment; protecting natural and historic environments; sustaining successful recreational programs; and protecting and improving the quality of life that we all enjoy.

**Priority:** Implementation steps include one of three levels of priority, as follows:

- 1 - Higher Priority Initiatives include those that the Task Force feels are the most urgent and achievable;
- 2 - Medium Priority Initiatives do not rise to the level of being a top priority, but are recognized as being important; and
- 3 - Lower Priority Initiatives include actions that are considered to be useful, but are not as critical as #1 and #2.

**Completion Time Frame:** is meant as an estimate of the time frame in which a specific Initiative can be completed.

**Responsibility:** identifies which of the East Goshen Township ABC's are most responsible for overseeing the Implementation of each Initiative.

**Implementation Method:** identifies whether the Initiative will require such actions as an ordinance amendment, physical improvement, special study, meetings, workshops, plan review, or development.

**Potential Funding Source:** addresses potential funding sources that could be used to supplement Township funds. These include state funding sources - the Department of Conservation and Natural Resources (DCNR), the Department of Community & Economic Development (DCED), the Department of Environmental Protection (DEP), grants from federal Community Development funds, and grants from the Chester County Board of Commissioners.

The Board of Supervisors should use this Implementation Matrix as a guide to monitor progress on the various Initiatives. Therefore, the Board of Supervisors should periodically review and update the Implementation Matrix to reflect current Township priorities.

Notes:

1. The Initiatives listed in this Section are supplemented by expanded lists in the Appendices.
2. Whenever there is an "On-Going" initiative, an asterisk (\*) is indicated as these items are constant.

3 of 5

### Implementation Matrix

Objective	Priority	Completion Time Frame (1)	Responsibility (2)		Method of Implementation (3)	Potential Funding Sources (2)
			Primary	Other		
<b>5. Housing Plan</b>						
5.1. Encouraging the maintenance and improvement of the existing housing stock	*	on-going	PS		Development, Plan Review	PS
5.2. Continuing to provide opportunities for a variety of housing types.	*	on-going	BOS	PC	ZO	PS
5.3. Encouraging infill opportunities by providing for additional dwelling units, without adversely impacting the character of existing neighborhoods.	*	on-going	PC	BOS, FC	ZO, SLDO, Plan Review	PS
5.4. Redeveloping selected properties along West Chester Pike in order to provide for new housing opportunities.	3	2 to 10 years	PS		Development, Plan Review	PS
5.5. Encouraging mixed uses and mixed housing types where appropriate.	*	on-going	BOS	PC	ZO	PS
5.6. Encouraging the Redevelopment of vacant and/or underperforming lots to create new housing opportunities.	3	5 to 10 years	PC	PS	Development, Plan Review	PS
5.7. Fostering opportunities for aging in place.	2	2 to 10 years	BOS	PC	ZO	PS, CCC
<b>6. Land Use Plan</b>						
6.1. Transforming the Town Center into a viable, walkable, visitable Place.	1	1 to 10 years	PS	BOS, PC	Plan Review, Development	PS, PT
6.2. Transforming the Paoli Pike Corridor into a walkable, connected, artery.	1	1 to 10 years	BOS	PC, PT, CCC	Special Study	PT, DVRPC
6.3. Transforming the West Chester Pike Corridor into a more functional and attractive artery.	2	2 to 20 years	PS	BOS, PC, PT	Special Study	PT, PS, DVRPC
6.4. Continuing to receive guidance from the Authorities, Boards and Commissions (ABC's).	*	on-going	BOS	PC, ABC's	Meetings, Workshops	GF
6.5. Continuing effective governance by the East Goshen Township Board of Supervisors.	*	on-going	BOS		Meetings, Hearings	GF
6.6. Continuing to accommodate a diverse mix of residential, commercial, institutional, light industrial, and recreational uses.	*	on-going	BOS	PC, FC	ZO, Plan Review	PS

CC  
FC

PC  
#1  
BOS  
#2

**Notes:**

(1) The Township can use this Implementation Matrix as a guide to monitor progress on various Initiatives. Therefore, this Implementation Matrix should be periodically reviewed and updated to reflect current Township priorities.

(2) BOS = Board of Supervisors; PC = Planning Commission; PR = Parks & Recreation Commission; MA = Municipal Authority; CB = Conservancy Board; HC = Historic Commission; CC = Commerce Commission; FC = Futurist Committee; PS = Private Sector; PT = Penn DOT; DCNR: PA Department of Conservation and Natural Resources; DCED = PA Department of Community & Economic Development; DEP = Department of Environmental Protection; CCC = Chester County Commissioners; DVRPC = Delaware Valley Regional Planning Commission.

(3) ZO = Zoning Ordinance; SLDO = Subdivision and Land Development Ordinance; GF = General Fund

4 of 5

16-1

Objective	Priority	Completion Time Frame (1)	Responsibility (2)		Method of Implementation (3)	Potential Funding Sources (2)
			Primary	Other		

**8. Transportation & Circulation Systems Plan (continued)**

8.6.	Increasing pedestrian circulation along Paoli Pike, especially in the form of a "Paoli Pike Promenade" with Sidewalks and Crosswalks, as well as increasing pedestrian circulation and pedestrian safety along Greenway, with Trails, Walkways, and Crosswalks.	1	1 to 10 years	BOS	PC, <b>PR</b>	Special Study, ZO, SLDO	GF, CCC, DVRPC, DCNR
8.7.	Implementing the East Goshen Township Act 209 Transportation Plan	*	on-going	BOS	PC	Plan Review	PS

PR #2

**9. Community Facilities and Services Plan**

9.1.	Maintaining and expanding the Open Space, Recreation, and Trails Network.	2	2 to 20 years	BOS	PC, PR, CB	Special Study	GF, CCC, DCNR
9.2.	Developing the Paoli Pike Trail to create the linkage between West Chester and Malvern, through East Goshen, from West Goshen to Willistown.	1	1 to 10 years	BOS	PC, <b>PR</b> , PT, <b>CC</b>	Special Study	GF, PT, CCC, DCNR
9.3.	Maintaining and upgrading East Goshen Park.	*	on-going	BOS	PR	Maintenance, Rec Fee in Lieu	GF, DCNR
9.4.	Continuing to provide high quality Recreation Services.	*	on-going	BOS	PR	Programs	GF, DCNR
9.5.	Continuing to provide high quality Police, Fire and EMS services.	*	on-going	BOS		Maintenance	GF, DCED
9.6.	Continuing the provisions of effective administrative, public works, and related services.	*	on-going	BOS	<b>MA</b>	Maintenance	GF
9.7.	Continuing to support important and viable Community Facilities.	*	on-going	BOS	PR	Maintenance	GF

PR #1

**10. Utilities Plan**

10.1.	Continuing to provide effective sewage disposal and wastewater treatment with oversight of the Municipal Authority.	*	on-going	BOS	<b>MA</b>	Development	PS
10.2.	Continuing to provide effective solid waste disposal, and recycling services.	*	on-going	BOS	<b>MA</b>	Maintenance	GF
10.3.	Maintaining the role of the East Goshen Township Municipal Authority for evaluating sewer and unsewered areas.	*	on-going	BOS	<b>MA</b>	Special Study, Plan Review	PS

5 of 5

162





Gawthrop Greenwood, PC  
*Attorneys at Law*

17 East Gay Street, Suite 100, P.O. Box 562 p. 610.696.8225  
West Chester, PA 19381- 0562 www.gawthrop.com

**Patrick M. McKenna**  
610.696.8225 x 155  
610.344.0922 fax  
pmckenna@gawthrop.com

October 27, 2015

OCT 28 2015

Louis F. Smith, Jr., Manager  
East Goshen Township  
1580 Paoli Pike  
West Chester, PA 19380-6199

**Re: 2016 Fees For Legal Services**

Dear Rick:

Please be advised that for 2016, Gawthrop Greenwood has no plans to change the rates or the terms of engagement under which we currently service East Goshen Municipal Authority.

The firm is pleased to have the continuing opportunity to provide legal services to the Municipal Authority in 2016 at our current rate of \$200 per hour. I highly value our long-standing relationship with East Goshen Township and its officials and staff. I would expect that for purposes of budgeting you would be safe in assuming that our experience in 2016 will be similar to the amount of work we did in 2015.

Very truly yours,

Patrick M. McKenna

PMM/ams

## Rick Smith

---

**From:** Rick Smith <rsmith@eastgoshen.org>  
**Sent:** Tuesday, November 03, 2015 8:06 AM  
**To:** 'Mark Miller'; 'Cokonis, Peter'  
**Cc:** 'Mark Gordon'  
**Subject:** RE: sanitary sewer service for 3&5 School Lane

Mr. Cokonis

The Manhole at the southeast corner of the property +-6 feet deep. The elevation on the as built plans is shown as 391.76.

The sewer line runs toward the north at 4.97%. The plans indicate the run is 310 feet.

The pipe is 8 inch SDR 35.

Manhole on Old West Chester Pike is +- 6 feet deep. The elevation is shown a 376.36.

The Municipal Authority will consider your request to connect these houses to the public sewer and use grinder pumps at their meeting on Monday November 9.

This is straightforward request and you do not need to attend the meeting.

Grinder Pump requirements are in the Township Code (see link)

Rick Smith  
Township Manager

Chapter 188: Sewers  
§ 188-33 Grinder pump connections.

<http://ecode360.com/7250806>

11-6-15

SUGGEST YOU APPROVE REQUEST FOR  
CAPACITY AND GRINDER PUMPS

---

**From:** Mark Miller [mailto:mmiller@eastgoshen.org]  
**Sent:** Tuesday, November 03, 2015 7:05 AM  
**To:** 'Cokonis, Peter'  
**Cc:** 'Mark Gordon'; Rick Smith  
**Subject:** RE: sanitary sewer service for 3&5 School Lane

Mr. Cokonis

Please send me the grinder pump information so our engineer can review your equipment. Please send your grading and storm water information to Mark Gordon for his review.

Thanks Mark

# Memorandum

---

**East Goshen Township**  
**1580 Paoli Pike**  
**West Chester, PA 19380**  
Voice: 610-692-7171  
Fax: 610-692-8950  
E-mail: [mgordon@eastgoshen.org](mailto:mgordon@eastgoshen.org)

---

Date: 10/29/2015  
To: Municipal Authority  
From: Mark Gordon, Township Zoning Officer *mlg*  
Re: 53-4-55 / 930 N. Chester Rd. /Sewer Capacity

Dear Authority Members,

Enclosed is a subdivision application for a 2 lot subdivision at 930 N. Chester Rd. The plan proposes to split the 4 ac parcel into two lots and develop a new Single Family home on the new lot. The new lot proposes to connect to the public sewer system and to use a grinder pump to convey the sewer to the sewer line in the ROW of N. Chester Rd.

I would suggest that the Authority approve the capacity request and recommend that the Applicant consider connecting the existing home to the SS system or provide the appropriate lateral stub and, should lot 1 decide to connect to the sanitary sewer at a later date.

Draft Motion:

I move that we approve the sewer capacity request and the sanitary sewer grinder pump installation and authorize staff to forward the sewer planning module exemption request to DEP with the following conditions:

1. The grinder pump installation details be reviewed and approved by the Municipal Authority Engineer.
2. The applicant should consider installing a sanitary sewer lateral stub for the future connection of lot 1.



# DLHowell

Civil Engineering & Land Planning  
www.DLHowell.com

Ridley Creek Sewer Treatment Plant  
East Goshen Township Municipal Authority  
1580 Paoli Pike  
West Chester, PA 19380

October 23, 2015

Attn: Mark Miller, Director of Public Works

RE: Sewage Facilities Planning Module- Exemption Request  
Gary Moore Subdivision  
930 North Chester Road  
East Goshen Township, Chester County

Dear Mr. Miller,

D.L. Howell & Associates, Inc. has submitted Subdivision Plans to East Goshen Township for the Gary Moore subdivision located at 930 North Chester Road in East Goshen Township, Chester County. The project involves the subdivision of an existing 4.053 acre lot into one 1.974 lot and one 2.097 acre lot. Lot 1 will contain the existing dwelling currently located on site and Lot 2 will contain a newly constructed residential dwelling. The proposed dwelling on Lot 2 will produce an estimated increase of sewage flows to the Ridley Creek Sewer Treatment Plant of 275 gallons per day. This letter serves as a request for East Goshen Township Municipal Authority verification that the treatment facility has capacity and the projected increase in sanitary wastewater will not create a projected organic or hydraulic overload within the next 5 years. Enclosed is a detailed narrative and plot plan which depicts the sewer line and connection point.


The proposed residential dwelling on Lot 2 will pump flow, via grinder pump, to an existing sewer main located southeast of the site along North Chester Road. Flow will exit the site along the southeastern boundary line and travel as part of the East Goshen Township sewer system, ultimately reaching the Ridley Creek Sewer Treatment Plant for treatment and disposal.

According to Chapter 94 Capacity and Flow Allocation regulations we are requesting written documentation from East Goshen Municipal Authority that the proposed project is in compliance with this requirement. Please provide us with the required letter or any comments you may have so that we can complete our contracted obligations for our client.

Additionally, please complete the included Chapter 94 Certification form. Please feel free to contact our office should you have questions, comments, or require additional information. Thank you for your cooperation with this proposed project.

Sincerely,

D.L. HOWELL & ASSOCIATES, INC.

  
Dave DiCecco  
Environmental Specialist

**BOARD OF SUPERVISORS**  
EAST GOSHEN TOWNSHIP  
CHESTER COUNTY  
1580 PAOLI PIKE, WEST CHESTER, PA 19380-6199

**FYI**

October 27, 2015

Dear Property Owner:

The purpose of this letter is to inform you that the Township has received a Subdivision application for 930 N. Chester Rd., West Chester, PA 19380. The applicants, Gary and Paula Moore, are proposing to subdivide the existing 4 acre parcel into two lots.

Pursuant to Township policy, property owners within 1000 feet of the subject property are notified when subdivision applications are received.

**The meeting dates and times scheduled for the review, discussion and possible approval of this application are outlined below. These meeting dates and times are subject to change without further written notice.**

**November 4, 2015:** Planning Commission meeting (7:00 PM)

**December 2, 2015:** Planning Commission meeting (7:00 PM)

**December 15, 2015:** Board of Supervisors meeting (7:00 PM)

All meetings are held at the Township Building and are open to the public. The subdivision application and plan are available for review during normal business hours. Please give me a call at or email me at [mgordon@eastgoshen.org](mailto:mgordon@eastgoshen.org) if you have any questions or need additional information.

Sincerely,

Mark A. Gordon  
Township Zoning Officer

Cc: All Township Authorities, Boards and Commissions

## **East Goshen Municipal Authority Township of East Goshen, PA**

### **Executive Summary**

Kroll Bond Rating Agency (KBRA) has affirmed the long-term rating of AAA with a stable outlook on East Goshen Municipal Authority (the Authority), Pennsylvania's General Obligation (GO) and GO guaranteed debt. The Authority's GO guaranteed debt consists of Guaranteed Sewer Revenue Notes which are first payable from the Authority's Sewer System revenues and are ultimately guaranteed by the full faith and credit tax pledge of East Goshen Township, PA (the Township). The KBRA rating is based on East Goshen Township's full faith and credit general obligation guarantee, backed by its unlimited taxing power, on scheduled principal and interest due on GO and GO guaranteed debt.

East Goshen Township's direct debt, which includes all GO and GO guaranteed debt, was approximately \$15.9 million, as of December 31, 2014. This rating is based on KBRA's **U.S. Local General Obligation Rating Methodology**, published on May 31, 2012. KBRA's evaluation of the long-term credit quality of local general obligation bonds focuses on four key rating determinants:

- Governance and Management Structure and Policies,
- Municipal Resource or Economic Base,
- Debt and Additional Continuing Obligations, and
- Financial Performance and Liquidity.

In the process of affirming the rating on the Township's outstanding debt, as described above, KBRA reviewed current information on East Goshen Township's operations in the context of the four key rating determinants outlined above and spoke with Township management. For a full discussion of the Key Rating Determinants please see KBRA's initial report on the Township, **Township of East Goshen, PA Guaranteed Sewer Revenue Notes, 2013 Series A-D**, published on October 17, 2013.

### **Security Provisions**

The General Obligation and GO Guaranteed Notes were issued in connection with borrowings from the Delaware Valley Regional Financing Authority (DelVal), a loan program which provides financing for Pennsylvania municipalities and school districts. The Notes are guaranteed by the Township's full faith and credit general obligation guarantee, backed by its unlimited taxing power on parity with Notes issued in 1998 and 2008. The Authority's Guaranteed Sewer Revenue Notes are first payable from the Township's annual lease rental payments to be paid to the Authority under the Lease Agreement. The Township makes lease payments out of its Sewer Revenue Fund from sewer rates and charges, and these lease payments are also secured by a full faith and credit obligation of the Township. Under state statutes, the Township has the power to levy ad valorem property taxes on all taxable property in the Township, without limitation as to rate or amount, to pay debt service on the Notes.

The Authority is a component unit of the Township and was formed by the Township to finance its sewage collection and treatment system. Under the Lease Agreement between the Township and the Authority the Authority owns the sewer system. The system is leased back to the Township and the Township is responsible for operating and maintaining the system and setting sewer charges to support operating costs and pay annual lease rental payments to the Authority for debt service on the Notes.

**Key Rating Strengths**

- Strong financial management policies and procedures, which include frequent reporting of budget-to-actual performance and reporting financial results on a modified accrual basis.
- High level of income per capita at approximately 180% of the Commonwealth and U.S. average in 2013.
- Access to the employment markets of Philadelphia, Wilmington, and surrounding Chester County
- Formalized five-year capital improvement plan that requires the Township to maintain sufficient capital reserves to replace all property, plant, and equipment assets
- Available fund balance in FY 2014 was \$4.8 million, or 54.2% of General Fund expenditures.
- Strong liquidity position in FY 2014 with 324 days cash on hand

**Key Rating Concerns**

- Funded ratio in the regional police pension plan was below 63.4% as of January 1, 2013.
- General Fund Revenue base is somewhat dependent on earned income taxes.

## Rating Summary

KBRA views the Township's governance and management structure as extremely strong. In addition to a comprehensive budget process, East Goshen Township provides timely disclosure, maintains documented policies on reserves, and has a comprehensive five year capital improvement plan. The Township also releases a monthly report that monitors budget to actual performance within its governmental and enterprise funds. Beginning in FY 2014, the Township also maintains an additional operating reserve accounted for within its General Fund that is equal to a minimum of 5.0% of General Fund revenues.

East Goshen Township, with a population of 18,111, is a 10.1 square mile suburban community located 30 miles west of Philadelphia along the Delaware River. The Township, while primarily residential, has access to a diverse economic and employment base given its proximity to major metropolitan areas including Philadelphia, Wilmington, and the surrounding Chester County, PA. A number of large employers including Vanguard Group Inc. and Siemens Healthcare are headquartered in Chester County, PA. The Township is nearly built out and consists of real estate primarily constructed during the 1970's to 1990's. KBRA views East Goshen Township's municipal resource base as very strong due to income per capita and educational attainment at levels higher than the Commonwealth and U.S., and low poverty levels. In addition, the Township's effective management practices, relatively low levels of debt, and strong financial performance further support the KBRA rating of the Township.

Despite a flat assessed value, KBRA continues to view the Township's municipal resource base as very strong. East Goshen Township's top ten taxpayers compose only 7.8% of assessed value, while full value per capita, as of 2013 was \$134,942, which KBRA views as very strong. The Township has experienced consistent and steady population growth, which has increased by more than 7.7% since 2000. The Township's income per capita of \$50,423 is more than 175% of both the Commonwealth and the U.S levels.

Additionally, East Goshen Township continues to maintain a low to moderate debt burden. The majority of the Township's debt is in the form of fixed rate loans from the Delaware Valley Regional Finance Authority. KBRA considers the Township's overall debt per capita at \$5,055 and overall debt as a percentage of 2013 full market property valuation at 3.7% to be moderate.

East Goshen Township also administers two defined benefit pension plans, for fire and non-uniform employees. The Township has contributed 100% of its annual minimum municipal obligation (MMO), most of which is funded from state aid. The Township has a shared interest in an additional defined benefit pension plan for uniformed police officers, for which it makes 100% of the required MMO. The fire, non-uniform, and police pension plans have funded ratios of 91.2%, 133.7%, and 63.4% respectively. East Goshen Township's total fixed costs in FY 2014, defined as debt service, pension payments, and pay-as-you-go OPEB payments, were \$1.8 million and represented 17.7% of total governmental expenditures.

KBRA continues to view East Goshen Township's financial performance and liquidity as very strong. In FY 2014, the Township ended the year with an operating surplus of \$1.0 million. Due to the creation of an operating reserve within the Township's General Fund, unassigned fund balance declined by 29.0% from \$6.3 million in FY 2013 to \$4.8 million in FY 2014. This level of unassigned fund balance is equal to 54.2% of FY 2014 General Fund expenditures. KBRA still considers the Township's available fund balance, relative to its General Fund expenditures, to be very strong. As of August 31, 2015, FY 2015 is projected to end with an operating surplus of \$243,171. FY 2015 revenues are projected to be higher than budgeted primarily because of the unexpected sale of a large commercial property within the Township, which generated higher than budgeted Real Estate Transfer Tax revenues. FY 2015 expenditures are largely in line with budgeted expectations. The Earned Income Tax (EIT), a 1.0% tax on gross income, provides 47.0% of General Fund revenues with real estate taxes providing an additional 20.2%.

Based on a review of the four rating determinants included in the methodology, KBRA has assigned a rating to each determinant, summarized as follows.

- Governance, Management Structure and Policies: AAA
- Municipal Resource Base: AAA
- Debt and Additional Continuing Obligations: AAA
- Financial Performance and Liquidity Position: AAA

### **Outlook:**

The stable outlook reflects KBRA's expectation that the Township will continue to manage its financial operations to maintain a structurally balanced budget, while maintaining strong reserve levels and liquidity.

In KBRA's view, the following factors may contribute to a downgrade of the rating:

- Trend of operating deficits in the General Fund.
- Significant deterioration in General Fund reserve levels.



## Key Rating Determinants

### **Rating Determinant 1: Governance and Management Structure and Policies**

KBRA views East Goshen Township's governance and management structure as very strong and consistent with a AAA rating determinant rating. The Township has a formal budget process and has a history of accurately forecasting revenues and expenditures historically. Township administration has not changed since the time of KBRA's last report. In FY 2015, the Township continued to make a number of capital improvements to administration offices and buildings, parks, and other Township infrastructure.

In FY 2013, the Township implemented a written reserve policy, requiring fund balance to be equal to a minimum of 20% of operating expenditures. Additionally, the Township also created an operating reserve fund. The operating reserve, currently \$2.5 million, must represent at least 5% of annual General Fund revenues. In the event that the Township must draw on this reserve, the Township Board of Supervisors is required to approve any appropriation to the General Fund. Additionally, East Goshen Township formalized a five year capital improvement plan. Updated annually, the capital improvement plan budgets for and specifies the source of funding for all capital upgrades. KBRA views both of these changes as credit positives. Furthermore, East Goshen Township formalized its policies on maintaining capital reserves. In FY 2013, the Township transferred net revenues of its General Fund to the capital reserve fund such that the capital reserve fund has sufficient financial resources to cover the full replacement costs of all Township-owned capital assets. This transfer is consistent with actions taken by the Township in previous years. In addition, the Township uses an accumulated depreciation formula to ensure that the capital reserve fund has sufficient assets to replace in full any capital purchased after FY 2013.

### **Rating Determinant 2: Municipal Resource Base**

KBRA views the Township's municipal resource base as very strong and consistent with a AAA rating determinant rating. This rating level is primarily driven by a stable population, high per capita income, diverse tax base, and very high full market value. Proximity to major employment hubs in Philadelphia, Wilmington, and surrounding Chester County offers the Township relatively stable employment and low poverty rates. In addition, East Goshen Township's level of educational attainment is more than double the Commonwealth of Pennsylvania and the United States. Per data from the Pennsylvania State Tax Equalization Board (STEB), East Goshen Township's full market value in 2013 was \$2.44 billion while full value per capita declined slightly from \$136,340 in 2012 to \$134,932 in 2013. KBRA views the Township's full value per capita as very high.

The Township's population has grown 7.7% from 2000 to 2013, which is lower than the growth rate of Chester County, but is higher than Pennsylvania's 2.7% growth rate statewide in the same period of time. KBRA views East Goshen Township's income per capita as very high, at 121% of the county and 177% and 179% of the Commonwealth and United States respectively. The Township's unemployment rate continues to decline from 6.2% in 2010 to 4.1% in July 2015, which is in line with the Commonwealth and stronger than the United States.

	East Goshen Township		Chester County		East Goshen Township as % of Chester County	Pennsylvania		East Goshen Township as % of Pennsylvania	United States		East Goshen Township as % of United States
	2013	Chg from 2010	2013	Chg from 2010		2013	Chg from 2010		2013	Chg from 2010	
Population	18,111	0.7%	509,468	1.9%		12,731,381	0.9%		316,128,839	2.2%	
Age Dependency Ratio <sup>1,2</sup>	73.4%	-3.2	60.9%	0.2	120.6%	59.8%	-0.6	122.8%	59.8%	0.9	122.8%
Population with B.A. Degree or higher <sup>2</sup>	57.1%	2.6	49.1%	-0.6	116.3%	27.5%	1.1	207.6%	29.6%	1.4	192.9%
Poverty Level <sup>2</sup>	3.5%	-1.5	7.0%	0.8	50.0%	13.3%	0.9	26.3%	15.8%	0.5	22.2%
Income per capita	\$50,423	6.5%	\$41,741	4.0%	120.8%	\$28,502	5.4%	176.9%	\$28,184	8.2%	178.9%

Source: U.S. Census Bureau is used as the source in order to provide a consistent comparison among different units of government.

<sup>1</sup> Age dependency ratio is the sum of the population under 18 yrs and over 65 yrs divided by persons age 18 to 64 yrs.

<sup>2</sup> Year over year change shown as nominal change in percentage points

East Goshen Township’s full market value of the property tax base has shown an average annual increase of 2.5% since 2009, with a slight decline in 2013. During this same time period, the Township’s assessed valuation has been largely flat, averaging a 0.3% annual decline. KBRA considers East Goshen Township’s tax base as diverse with the top ten taxpayers accounting for 7.8% of assessed value in 2014. Major local employers include CTDI (telecommunications company) and Syntheses (division of Johnson & Johnson that manufactures medical equipment). Major companies including Vanguard Group Inc. and Siemens Healthcare are also headquartered in Chester County, PA. Township tax collections averaged over 99% during the past five years.

**Rating Determinant 3: Debt and Additional Continuing Obligations**

KBRA continues to view the Township’s overall debt burden as low to moderate and as being consistent with a AAA rating determinant rating, based on KBRA’s view of low to moderate debt per capita. In FY 2014, East Goshen Township’s direct and indirect debt per capita was approximately \$5,055 which KBRA considers moderate. Overall debt to full value remains low at 3.7% while debt service as a percent of total governmental expenditures is also low at 7.6%. Amortization of direct debt is lower than prior years beginning in FY 2014. This is due to the issuance of the Series 2013 Guaranteed Sewer Notes in FY 2013 which increased the Township’s direct debt outstanding and extended the debt service schedule. Inclusive of this additional debt, KBRA considers direct debt amortization to be average, with 53.8% of principal to be retired within 10 years and 94.1% retired within 20 years.

**Overall Direct and Overlapping Debt**

As of December 31, 2014 the Township’s total outstanding direct debt was \$15.9 million. KBRA’s total direct debt calculation of East Goshen Township includes the Township’s debt of \$5.2 million and the Municipal Authority’s lease rental debt of \$10.6 million. With the exception of the Township’s share of the cost of construction of a shared regional police building with Westtown Township, approximately \$1.0 million outstanding, all of the Township’s debt is in the form of fixed rate loans from the Delaware Valley Regional Finance Authority. The Township’s total overlapping debt of \$75.6 million represents its allocable portion of Chester County, PA and West Chester School District’s total debt outstanding. Management states that there are no current plans to issue further debt.

East Goshen Township Debt Ratios	
Fiscal Year 2014	
KBRA Metric	Ratio
Overall direct and indirect debt per capita	\$5,055
Overall debt as % of 2014 full market value of property	3.7%
Debt amortization within 10 years	53.8%
Debt amortization within 20 years	94.1%
Direct debt service as a % of total governmental expenditures	7.6%

Source: East Goshen Township Audited Financial Statements FY 2014

### Township Pension Plans and OPEB Liability

East Goshen Township has two pension plans for its fire, and non-uniformed employees along with a shared interest of a defined benefit pension plan for police. As of January 1, 2013 the Township’s share of the police pension plan, consisting of 36 members, had a funded ratio of 63.4% and the fire pension plan, consisting of 10 members, had a funded ratio of 91.2%. The Township’s non-uniform pension plan, consisting of 35 members, has been closed off to new entrants since December 31, 2010. The Township no longer contributes to the plan and it remains well funded at 133.7%. In FY 2013, the Township’s annual pension cost for its two active defined benefit plans was \$938,675 which represents 9.2% of total FY 2014 governmental expenditures. It is important to note, however, that state aid covers the entire minimum municipal obligation (MMO) for East Goshen Township’s defined benefit pension plans.

The Regional Police Commission, which administers the joint police pension plan between East Goshen Township and Westtown Township, also administers medical and prescription drug benefits for eligible retired employees and spouses (OPEB) through a defined benefit plan. The Township’s annual actuarial required contribution (ARC) payment in FY 2014 was \$80,619, or approximately 0.8% of total governmental expenditures. The Township’s OPEB contribution was reduced by more than 75.0% from FY 2013 to FY 2014. The primary drivers of this decline were a renegotiated labor contract with police officers that included a higher deductible health plan which reduced Township health benefit payments, as well as a correction to the calculation that amortizes the Township’s unfunded OPEB actuarial accrued liability. The calculation was corrected to appropriately account for restricted funds set aside by East Goshen Township, Westtown Township, and the Regional Police Commission for OPEB benefits. Township management plans to request a new study of its OPEB benefits based on changes resulting from GASB 45. Beginning in FY 2016, the Township expects its annual required OPEB contribution to increase by approximately 60.0%, or approximately \$130,000. East Goshen Township does not offer or provide any additional OPEB benefits.

Without consideration of state aid for pension payments, East Goshen Township’s total fixed costs in FY 2014, defined as debt service, pension payments, and pay-as-you-go OPEB payments, were \$1.8 million and represented 17.7% of total governmental expenditures.

### Delaware Valley Finance Authority

There are certain swap-related risks allocable to the Township in that DelVal can assess any swap termination costs of the program on a proportionate basis to East Goshen Township. The swap agreements with the various swap counterparties include rating downgrade triggers for automatic termination for the counterparties and DelVal. As of September 30, 2015, the aggregate mark-to-market

termination value allocable to the Township, in the event that all DelVal swaps were terminated, would be a positive \$696,238.

**Rating Determinant 4: Financial Performance and Liquidity**

KBRA views the financial position of East Goshen Township as very strong and consistent with a AAA rating determinant rating. This rating determinant reflects the Township’s history of operating surpluses, consistent growth of available fund balance, and historically balanced budgets. The Township’s operations fared well during the most recent recession, with operating surpluses ranging from 6.1% to 24.3% of total General Fund expenditures. East Goshen Township’s operating results reflect conservative budgeting and a history of accurate revenue and expenditure projections.

**FY 2014 Operations**

The General Fund ended FY 2014 with an operating surplus of \$1.0 million, or approximately 11.2% of total General Fund expenditures. After declining 9.7% between FY 2012 and FY 2013 due to statutory changes in tax collection procedures, Earned Income Tax (EIT) revenues, a percentage tax on gross income based on an individual’s place of residence, remained level in FY 2014 and totaled \$4.7 million. EIT continues to serve as the largest source of General Fund revenues, at 47.0% in FY 2014. Going forward, management expects that EIT revenues will come in as budgeted.

Total General Fund revenues increased year over year in FY 2014 by 4.9% while expenditures increased by 8.8%. The increase in revenues was largely driven by increased property and real estate transfer tax collections. Expenditure growth was driven by wage increases, primarily related to public safety. After transfers, the total fund balance increased by 9.4% to \$7.4 million. Due to the creation of an operating reserve within the Township’s General Fund, unassigned fund balance declined by 29.0% from \$6.3 million in FY 2013 to \$4.8 million in FY 2014. This level of unassigned fund balance is equal to 54.2% of FY 2014 General Fund expenditures.

General Fund FY 2012-FY 2014			
Revenues, Expenditures and Changes in Fund Balance (Modified Accrual Basis)			
	2014	2013	2012
General Fund Revenue	\$9,928,637	\$9,465,554	\$10,040,568
<i>percent change</i>	4.9%	-5.7%	
General Fund Expenditures	\$8,925,769	\$8,205,183	\$8,075,532
<i>percent change</i>	8.8%	1.6%	
Surplus (Deficit) from Operations	1,002,868	1,260,371	1,965,036
Total Other Financing Sources (Uses)	(\$362,990)	(\$931,525)	(\$337,553)
Net Change in Fund Balance	639,878	328,846	1,627,483
Total Fund Balance	\$7,436,793	\$6,796,915	\$6,468,069
Nonspendable	\$90,253	\$18,845	\$54,000
Unassigned	\$4,840,923	\$6,263,062	\$6,414,069
<b>Unassigned Fund Balance as a % of General Fund Expenditures</b>	<b>54.2%</b>	<b>76.3%</b>	<b>79.4%</b>

Source: East Goshen Township Audited Financial Statements FY 2012 - FY 2014

**FY 2015 Projections**

East Goshen Township’s management team provides its Board of Supervisors and the general public a monthly report that monitors its budget to actual performance. As of August 31, 2015, both General Fund revenues and expenditures are higher than anticipated. Total General Fund expenditures are \$57,177 over budget, which is primarily driven by a \$202,686 positive variance in public works expenditures due to the

costs of resurfacing and plowing Township roads. Revenues are over budget by \$446,188 due to the unexpected sale of a large commercial property within the Township, which generated higher than budgeted Real Estate Transfer Tax revenues. East Goshen Township is projected to end FY 2015 with a \$243,171 surplus in its General Fund.

### **Liquidity Position**

As of December 31, 2014, the Township's cash position in its governmental funds totaled just over \$10 million. This equates to over 408 days cash, based on General Fund expenditures which KBRA views as a very strong liquidity position.

### **Bankruptcy Assessment**

It is KBRA's understanding that to be a debtor under the municipal bankruptcy provisions of the U.S. Bankruptcy Code (Chapter 9), an entity must, among other things, qualify under the definition of "municipality" in the Bankruptcy Code and must be specifically authorized to file a municipal bankruptcy petition by the State in which it is located. It is KBRA's understanding that the Authority is a municipal authority and a body corporate and politic under the laws of Pennsylvania. Pennsylvania law does not include provisions permitting the Authority to file a Chapter 9 petition. While KBRA understands that Pennsylvania law includes provisions permitting "municipalities" and "political subdivisions," both as defined under State law, to file a Chapter 9 petition after seeking and receiving the permission of the Commonwealth, the applicable definitions of "municipality" and "political subdivision" do not include a municipal authority, such as the Authority. KBRA understands that such authorization would require new action by the Pennsylvania State legislature.

KBRA further understands that with respect to the Township, the Township qualifies as a "municipality" under the Bankruptcy Code. With respect to specific state authorization, Act 47 of the Commonwealth of Pennsylvania, known as the "Distressed Municipalities Act," governs the process, and thus the ability of the Township to declare bankruptcy under the Federal Bankruptcy Code. Act 47 includes specific conditions under which a municipality may file a municipal debt adjustment action pursuant to the Bankruptcy Code. Act 47 also contains provisions and circumstances under which a municipality may be declared to be in "financial distress," making it eligible for interest-free loans, grants, and/or administrative assistance from the State Department of Community and Economic Development (DCED). The DCED would have the authority to recommend a plan to increase taxes or other sources of revenues, reduce services, or reschedule obligations and the Township would only be permitted under Pennsylvania law to file a Chapter 9 petition if it has sought and received the permission of the DCED to file such a petition. Thus, assuming the Township meets the conditions provided under Pennsylvania law to file a Chapter 9 petition, and meets the other eligibility requirements of Bankruptcy Code Section 109, KBRA understands that it would be permitted to file a Chapter 9 petition.

### **Conclusion:**

Overall, KBRA has affirmed the long-term rating of AAA with a stable outlook on East Goshen Municipal Authority (the Authority), Pennsylvania's general obligation (GO) and GO guaranteed debt. The KBRA rating is based on East Goshen Township's full faith and credit general obligation guarantee, backed by its unlimited taxing power, on scheduled principal and interest due on GO and GO guaranteed debt.

**Analytical Contacts:**

Gopal Narsimhamurthy, Senior Analyst  
[gnarsimhamurthy@kbra.com](mailto:gnarsimhamurthy@kbra.com), (646) 731-2446

Andrew Clarke, Senior Director  
[aclarke@kbra.com](mailto:aclarke@kbra.com), (646) 731-2380

**Related Publications:**

- **General Obligation Bonds Series 2013-A and 2013-B**
- **U.S. Local Government General Obligation Rating Methodology**

© Copyright 2015, Kroll Bond Rating Agency, Inc., and/or its licensors and affiliates (together, "KBRA"). All rights reserved. All information contained herein is proprietary to KBRA and is protected by copyright and other intellectual property law, and none of such information may be copied or otherwise reproduced, further transmitted, redistributed, repackaged or resold, in whole or in part, by any person, without KBRA's prior express written consent. Ratings are licensed by KBRA under these conditions. Misappropriation or misuse of KBRA ratings may cause serious damage to KBRA for which money damages may not constitute a sufficient remedy; KBRA shall have the right to obtain an injunction or other equitable relief in addition to any other remedies. The statements contained in this report are based solely upon the opinions of KBRA and the data and information available to the authors at the time of publication of this report. All information contained herein is obtained by KBRA from sources believed by it to be accurate and reliable; however, KBRA ratings are provided "AS IS". No warranty, express or implied, as to the accuracy, timeliness, completeness, merchantability, or fitness for any particular purpose of any rating or other opinion or information is given or made by KBRA. Under no circumstances shall KBRA have any liability resulting from the use of any such information, including without limitation, for any indirect, special, consequential, incidental or compensatory damages whatsoever (including without limitation, loss of profits, revenue or goodwill), even if KBRA is advised of the possibility of such damages. The credit ratings, if any, and analysis constituting part of the information contained herein are, and must be construed solely as, statements of opinion and not statements of fact or recommendations to purchase, sell or hold any securities. KBRA receives compensation for its rating activities from issuers, insurers, guarantors and/or underwriters of debt securities for assigning ratings and from subscribers to its website.