

AGENDA
EAST GOSHEN TOWNSHIP
BOARD OF SUPERVISORS
1580 Paoli Pike, 2nd Floor
 Tuesday, January 18, 2022
 7:00 PM

1. Call to Order (7:00 PM)
2. Pledge of Allegiance
3. Moment of Silence
4. Announce that the meeting is being streamed live on YouTube.
5. Chairman’s Report (7:05 PM to 7:10 PM)
 - a. The board met in executive session to discuss personnel matters.
 - b. Starting this month, yard waste will be picked up EVERY Wednesday.
6. Public Hearings
7. Emergency Services Reports (7:10 PM to 7:20 PM)
 - a. WEGO – Chief Brenda Bernot
 - b. Goshen Fire Co – December 2021 & 2021 Annual Report
 - c. Malvern Fire Co – December 2021 & 2021 Annual Report
 - d. Good Fellowship – December 2021 & 2021 Annual Report
 - e. Fire Marshal – Carmen Battavio
8. Financial Report – December 31, 2021
9. Approval of Minutes and Treasurer’s Report (7:20 PM to 7:25 PM)
 - a. Minutes – None
 - b. Treasurer’s Report – December 29, 2021 to January 13, 2022
10. Old Business - None
11. New Business
 - a. Consider authorization for Township Manager and Finance Director to conduct a search of qualified consultants to assess the current employee evaluation/compensation structure. (7:25 to 7:35 PM)
 - b. Discussion and consideration of new method for delinquent utility collections. (7:35 PM to 7:45 PM)
 - c. Pipeline Taskforce request for comment submission to DEP (7:45 PM to 7:50 PM)
 - d. Storm Water O&M Agreement – 1448 Patterson Lane (7:50 PM to 7:55 PM)
12. Any Other Matter
13. Public Comment (7:55 PM to 8:25 PM)
14. Liaison Reports - none
15. Correspondence, Reports of Interest. (8:25 PM to 8:30 PM)
16. Adjournment (8:30 PM)

Meetings & Dates of Importance

<i>Date</i>	<i>Meeting</i>	<i>Time</i>
January 20, 2022	Futurist Committee	7:00 pm

January 24, 2022	Sustainability Advisory Committee	7:00 pm
January 25, 2022	Pension Committee	10:00 am
January 25, 2022	ABC Annual Planning Meeting	6:30 pm
February 1, 2022	Board of Supervisors	7:00 pm
February 2, 2022	Planning Commission	7:00 pm
February 3, 2022	Park & Rec Commission	7:00 pm
February 9, 2022	Conservancy Board	7:00 pm
February 10, 2022	Pipeline Task Force	6:30 pm
February 10, 2022	Historical Commission	7:00 pm
February 14, 2022	Municipal Authority	7:00 pm
February 15, 2022	Board of Supervisors	7:00 pm
February 17, 2022	Futurist Committee	7:00 pm
February 21, 2022	President Day – Office Closed	-----
February 22, 2022	Zoning Hearing Board – 331 Springhouse/Appeal	7:00 pm
February 28, 2022	Sustainability Advisory Committee	7:00 pm

Newsletter Deadline for Spring 2022: February 18.

The Chairperson, in his or her sole discretion, shall have the authority to rearrange the agenda accommodate the needs of other board members, the public or an applicant.

Public Comment – Pursuant to Section 710.1 of the Sunshine Act the Township is required to include an opportunity for public comment which is intended to allow residents and/or taxpayers to comment on matters of concern, official action or deliberation which are or may be before the Board of Supervisors. Matters of concern which merit additional research will be placed on the agenda for the next meeting. The Board of Supervisors will allocate a maximum of 30 minutes for public comment at each meeting.

Constant Contact - Want more information about the latest news in the Township and surrounding area? East Goshen Township and Chester County offer two valuable resources to stay informed about important local issues. East Goshen communicates information by email about all Township news through Constant Contact. To sign up, go to www.eastgoshen.org, and click the “E-notification & Emergency Alert” button on the left side of the homepage.

ReadyChesco - Chester County offers an emergency notification system called ReadyChesco, which notifies residents about public safety emergencies in the area via text, email and cell phone call. Signing up is a great way to keep you and your loved ones safe when disaster strikes. Visit www.readychesco.org to sign up today!

Smart 911 – Smart 911 is a new service in Chester County that allows you to create a Safety Profile at www.smart911.com that includes details you want the 9-1-1 center and public safety response teams to know about your household in an emergency. When you dial 9-1-1, from a phone associated with your Safety Profile that information automatically displays to the 9-1-1 call taker allowing them to send responders based on up-to-date location and emergency information. With your Safety Profile, responders can arrive aware of many details they would

not otherwise know. Fire crews can arrive knowing exactly how many people live in your home and where the bedrooms are located. EMS personnel can know family members' allergies or specific medical conditions. And police can access a photo of a missing family member in seconds rather than minutes or hours, helping the search start faster.

Westtown East Goshen Regional Police Department

Do you want to get the latest news about what is happening with the Westtown-East Goshen (WEGO) Police Department? WEGO has an online tool called CRIME WATCH that gives the public direct access to crime and public safety related information happening in our community. Local residents are encouraged to visit the website and connect with the police department social media sites.

To sign up for CRIME WATCH, <https://chester.crimewatchpa.com/wegopd/53548/content/links>.

F:\Data\Shared Data\Agendas\Board of Supervisors\2022\2022-01-18_Board of Supervisors Agenda with time.docenda with time.doc

Goshen Fire Company



Annual Operations Report 2021

Annual Operations Summary

Fire

Goshen firefighters responded to 590 calls in 2021, compared to 671 calls in 2020. This reduction in calls (-81) is attributed to a significant year-over-year (YOY) reduction in calls in East Goshen (-85), primarily driven by fewer Automatic Fire Alarm (AFA) responses in the Township (-41).

We also saw a slight decrease in fire calls in West Goshen (-3), including a decrease in AFA's (-12).

Fire calls in Westtown were lower (-12), primarily due to a decrease in all response categories except AFA's (flat to prior year).

Fire calls in Willistown were up slightly (+5), due primarily to an increase in Fires (+4) and AFA's (+3).

Out of district (mutual aid) calls increased from 56 to 70.

Fire Crew staff-hours decreased by 22% YOY.

EMS

Goshen EMS responded to 3868 calls in 2021, compared to 3720 calls in 2020 (+148). This increase is attributed primarily to increased responses in West Goshen (+137), Westtown (+46) and Willistown (+16).

Notable data points – we saw increased calls to Pembroke (+66) and Arbor Terrace (+17), and increases in dispatches for Cardiac Emergencies (+77), Auto Accidents (+75), and Injured Persons (+54).

Interestingly, there was a reduction in dispatches to Wellington (-106) and Bellingham (-31), which contributed to the reduction in EMS calls in East Goshen (-90).

EMS staff-hours increased by 4% YOY.

Fire Police

Goshen Fire Police responded to 398 calls in 2021, compared to 344 calls in 2020 (+54). This increase is attributed primarily to increased responses in West Goshen (+53), Westtown (+17) and Mutual Aid (+14), offset by a reduction in responses to East Goshen (-27).

Fire Police staff-hours increased 7% YOY, and response to calls longer than 2 hours increased from 30 to 34.

Calls By Township	East Goshen	West Goshen	Westtown	Willistown	Other	Total
Fire 2021	208	199	64	49	70	590
Fire 2020	293	202	76	44	56	671
Variance	-85	-3	-12	5	14	-81
EMS						
EMS 2021	1892	1260	335	254	127	3868
EMS 2020	1982	1123	289	238	88	3720
Variance	-90	137	46	16	39	148
FP						
FP 2021	94	150	59	38	57	398
FP 2020	121	97	49	34	43	344
Variance	-27	53	10	4	14	54
TOTAL						
Total 2021	2194	1609	458	341	254	4856
Total 2020	2396	1422	414	316	187	4735
Variance	-202	187	44	25	67	121

Fire Calls by Incident Category	Incidents 2021	%	Incidents 2020	%	Variance	%
False Alarm & False Call	260	44.1%	315	53.4%	-55	-17.5%
Hazardous Condition (No Fire)	73	12.4%	88	14.9%	-15	-17.0%
Fires	87	14.7%	84	14.2%	3	3.6%
Rescue & Emergency Medical Service	67	11.4%	78	13.2%	-11	-14.1%
Good Intent Call	71	12.0%	56	9.5%	15	26.8%
Service Call	26	4.4%	33	5.6%	-7	-21.2%
Overpressure rupture, explosion, overhear, no fire	6	1.0%	6	1.0%	0	0.0%
Special Incident Type	0	0.0%	9	1.5%	-9	-100.0%
Severe Weather & Natural Disaster	0	0.0%	2	0.3%	-2	-100.0%
Total	590	100%	671	114%	-70	-39%

EMS Calls to Assisted Living / Retirement Facilities	Incidents 2021	%	Incidents 2020	%	Variance	%
Hershey Mill	545	31.8%	538	31.4%	7	1.3%
Wellington	251	14.6%	357	20.8%	-106	-29.7%
Bellingham	248	14.5%	279	16.3%	-31	-11.1%
Pembroke	206	12.0%	140	8.2%	66	47.1%
Arbour Square	186	10.8%	206	12.0%	-20	-9.7%
Arbor Terrace	85	5.0%	68	4.0%	17	25.0%
Harrison Hill Apartments	60	3.5%	55	3.2%	5	9.1%
Total	1581	39.6%	1643	41.1%	-62	-3.8%
Top Ten EMS Calls by Type	Incidents 2021	%	Incidents 2020	%	Variance	%
Fall / Lift Assist	953	24.6%	986	25.5%	-33	-3.3%
Sick Person	609	15.7%	596	15.4%	13	2.2%
Cardiac	319	8.2%	242	6.3%	77	31.8%
Respiratory Difficulty	279	7.2%	311	8.0%	-32	-10.3%
Injured Person	230	5.9%	176	4.6%	54	30.7%
Auto Accident	188	4.9%	113	2.9%	75	66.4%
Abdominal Pain	134	3.5%	90	2.3%	44	48.9%
Emotional Disorder	119	3.1%	107	2.8%	12	11.2%
Stroke/CVA	114	2.9%	90	2.3%	24	26.7%
Medical Alarm	92	2.4%	112	2.9%	-20	-17.9%

Goshen Fire Company Year End Operations Report - 2021



Fire Responses per Municipality	December Responses	December Manhours	YTD 2021 Responses	YTD 2021 Manhours	YTD 2020 Responses	YOY Variance
East Goshen	16	33	208	605	293	-29%
West Goshen	12	27	199	570	202	-1%
Westtown	1	2	64	213	76	-16%
Willistown	1	3	49	172	44	11%
Other	8	46	70	279	56	25%
Total - Fire	38	111	590	1839	671	-12%

Fire Police Responses per Municipality	December Responses	December Manhours	YTD 2021 Responses	YTD 2021 Manhours	YTD 2020 Responses	YOY Variance
East Goshen	10	96	94	570	121	-22%
West Goshen	11	25	150	422	97	55%
Westtown	4	14	59	199	49	20%
Willistown	1	5	38	176	34	12%
Other	6	31	57	329	43	33%
Total - Fire Police	32	171	398	1696	344	16%

EMS Responses per Municipality	December Responses	December Manhours	YTD 2021 Responses	YTD 2021 Manhours	YTD 2020 Responses	YOY Variance
East Goshen	165	265	1892	2873	1982	-5%
West Goshen	127	178	1260	1751	1123	12%
Westtown	30	59	335	599	289	16%
Willistown	30	51	254	454	238	7%
Other	14	14	127	144	88	44%
Total - EMS	366	567	3868	5821	3720	4%

Total Responses per Municipality	December Responses	December Manhours	YTD 2021 Responses	YTD 2021 Manhours	YTD 2020 Responses	YOY Variance
East Goshen	191	394	2194	4048	2396	-8%
West Goshen	150	230	1609	2743	1422	13%
Westtown	35	75	458	1011	414	11%
Willistown	32	59	341	802	316	8%
Other	28	91	254	752	187	36%
Total - Goshen Fire Company	436	849	4856	9356	4735	3%

Goshen Fire Company Year End Operations Report - 2021



December Updates

Key Indicators

Patients Treated	303	
Patients 65 and Over	238	79%
EMS Calls to Assisted Living and Retirement Facilities	161	46%
Automatic Fire/CO Alarms	14	37%

Major Incidents

Building Fire - 748 S Franklin St - West Chester Boro	12/23/2022
Electrical Fire - 413 Summit House - East Goshen	12/31/2022

Fundraising Activities

2022 Ambulance Subscription Drive	Underway
2022 Business Donation Drive	Underway



Goshen Fire Company Monthly Automatic Alarm Report

05-Jan-22
3:18:54 PM

DATE	ADDRESS	TOWNSHIP	INCIDENT TYPE	# Calls in 2021	# Calls Last 12 Mos.
12/3/2021	16 RESERVOIR RD	East Goshen	735 - Alarm system sounded due to malfunction	3	3
12/9/2021	313 APPLEBROOK DR	East Goshen	735 - Alarm system sounded due to malfunction	2	2
12/10/2021	705 CHELSEA CIR	East Goshen	745 - Alarm system activation, no fire - unintentional	1	1
12/16/2021	1501 PAOLI PIKE	East Goshen	735 - Alarm system sounded due to malfunction	1	1
12/22/2021	1361 BOOT RD	East Goshen	745 - Alarm system activation, no fire - unintentional	17	17
12/23/2021	1361 BOOT RD	East Goshen	745 - Alarm system activation, no fire - unintentional	17	17
12/24/2021	902 MONTE VISTA DR	East Goshen	745 - Alarm system activation, no fire - unintentional	1	1
12/24/2021	1718 BOW TREE DR	East Goshen	733 - Smoke detector activation due to malfunction	1	1
12/25/2021	918 CONTINENTAL DR	East Goshen	744 - Detector activation, no fire - unintentional	1	1
12/12/2021	1130 WEST CHESTER PIKE	West Goshen	710 - Malicious, mischievous false call, other	4	4
12/23/2021	1008 WEST CHESTER PIKE	West Goshen	733 - Smoke detector activation due to malfunction	4	4
12/27/2021	168 APPLGATE DR	West Goshen	743 - Smoke detector activation, no fire - unintentional	1	1
12/1/2021	917 THORNE DR	Westtown	746 - Carbon monoxide detector activation, no CO	1	1

13



Malvern Fire Company

424 East King Street
Malvern, PA 19355

Main 610-647-0693

Fax 610-647-0249

www.malvernfireco.com

East Goshen Township 2021 EMS Statistics

January:

21 Calls; 3 BLS (2 Transports); 19 ALS (12 Transports)
0 Fire; 0 Auto Accidents; 21 Medical

February:

17 Calls; 2 BLS (2 Transports); 15 ALS (7 Transports)
0 Fire; 0 Auto Accidents; 17 Medical

March:

33 Calls; 7 BLS (5 Transports); 26 ALS (18 Transports)
0 Fire; 0 Auto Accidents; 33 Medical

April:

25 Calls; 3 BLS (2 Transports); 22 ALS (15 Transports)
0 Fire; 0 Auto Accidents; 25 Medical

May:

25 Calls; 4 BLS (2 Transports); 21 ALS (15 Transports)
0 Fire; 0 Auto Accidents; 25 Medical

June:

21 Calls; 2 BLS (1 Transport); 19 ALS (13 Transports)
0 Fire; 0 Auto Accidents; 20 Medical; 1 EMS Standby

July:

27 Calls; 4 BLS (4 Transports); 23 ALS (11 Transports)
0 Fire; 0 Auto Accidents; 27 Medical

August:

28 Calls; 9 BLS (5 Transports); 19 ALS (7 Transports)
0 Fire; 0 Auto Accidents; 28 Medical

September:

42 Calls; 8 BLS (4 Transports); 34 ALS (20 Transports)
2 Fire; 1 Auto Accident; 39 Medical

October:

26 Calls; 6 BLS (5 Transports); 20 ALS (12 Transports)
0 Fire; 0 Auto Accidents; 26 Medical

November:

37 Calls; 11 BLS (9 Transports); 26 ALS (18 Transports)
0 Fires; 0 Auto Accidents; 37 Medical

December:

27 Calls; 6 BLS (2 Transports); 21 ALS (10 Transports)
0 Fires; 0 Auto Accidents; 27 Medical

**Malvern Fire Company EMS
2021 Statistics**

2021		Jan	Feb	Mar	Apr	May	Jun	Jul	Aug	Sep	Oct	Nov	Dec	Totals
Calls		139	124	151	155	142	161	153	171	187	173	181	182	1919
Call Types	Emer. Transfer	0	0	0	1	1	0	2	0	0	0	0	0	4
	Event Standby	0	0	0	1	1	0	0	0	4	0	0	0	6
	Fire	7	11	11	12	10	8	10	13	10	10	10	13	125
	Medical	126	107	133	139	122	146	133	156	167	148	164	164	1705
	MVA	6	6	7	2	8	6	8	2	6	11	7	5	74
	Relocate	0	0	0	0	0	0	0	0	0	1	0	0	1
	Routine	0	0	0	0	0	0	0	0	0	0	0	0	0
	Standby	0	0	0	0	0	1	0	0	0	3	0	0	4
ALS/BLS	ALS	102	84	102	114	106	116	108	114	132	114	119	124	1335
	BLS	37	40	49	41	36	45	45	57	55	59	62	58	584
Municipalities	Charlestown Twp.	5	6	4	6	9	14	7	5	5	5	2	12	80
	Delaware Co.	1	0	0	1	0	0	0	0	0	1	1	0	4
	E. Goshen Twp.	21	17	33	25	25	21	27	28	42	26	37	27	329
	E. Whiteland Twp.	22	25	28	24	29	31	26	35	39	40	35	33	367
	Malvern Boro.	21	20	17	21	12	13	15	18	15	15	21	14	202
	Phoenixville Boro.	0	0	0	0	0	0	0	0	0	1	0	0	1
	Schuylkill Twp.	0	0	0	0	0	0	0	0	0	0	0	1	1
	Tredyffrin Twp.	1	3	0	2	1	1	3	0	2	5	4	2	24
	Uwchlan Twp.	0	0	1	1	0	0	0	0	0	0	0	0	2
	W. Chester Boro.	0	0	0	0	0	0	0	0	0	1	0	0	1
	W. Goshen Twp.	1	0	1	0	2	0	0	0	1	4	0	1	10
	W. Pikeland Twp.	0	0	0	0	0	0	2	0	0	1	0	0	3
	W. Whiteland	0	0	0	0	0	0	0	0	0	1	1	0	2
	Westtown Twp.	0	0	0	1	1	1	0	0	0	1	0	0	4
	Willistown Twp.	67	53	67	74	63	80	73	85	83	72	80	92	889
Hospital - Outcome	AI Dupont	0	0	0	0	0	0	0	0	0	1	1	0	2
	BMH	0	0	1	0	2	2	1	5	1	2	3	1	18
	CCH	10	4	10	8	8	5	8	10	16	8	9	10	106
	LH	0	0	0	0	1	0	1	1	0	0	0	0	3
	PMH	75	59	79	92	89	94	86	86	93	90	100	97	1040
	PVH	0	0	0	0	0	1	0	0	0	0	0	1	2
	RMH	1	0	0	1	0	1	1	0	0	1	0	0	5
	SH	0	0	0	0	0	0	0	0	0	1	0	0	1



Malvern Fire Company

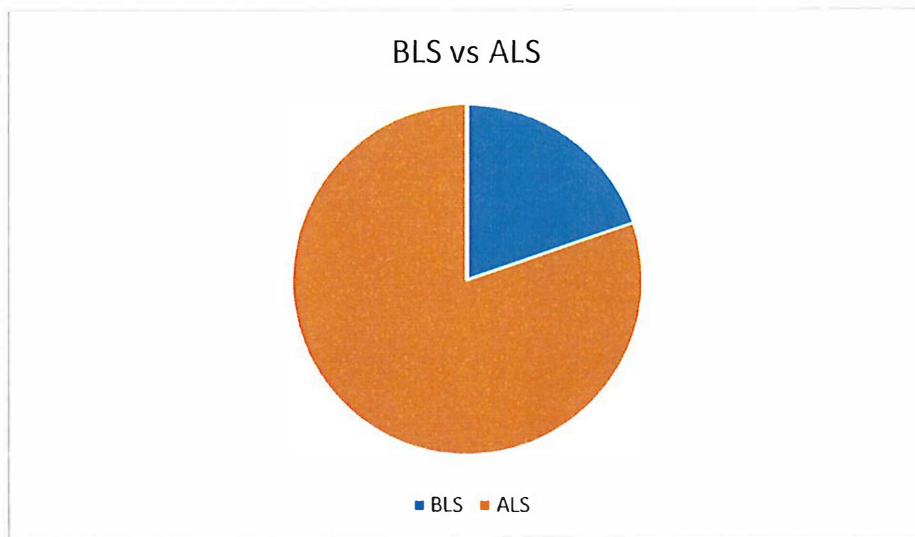
424 East King Street
Malvern, PA 19355

Main 610-647-0693
Fax 610-647-0249
www.malvernfireco.com

Malvern Fire Company EMS 2021 Call Statistics East Goshen Township

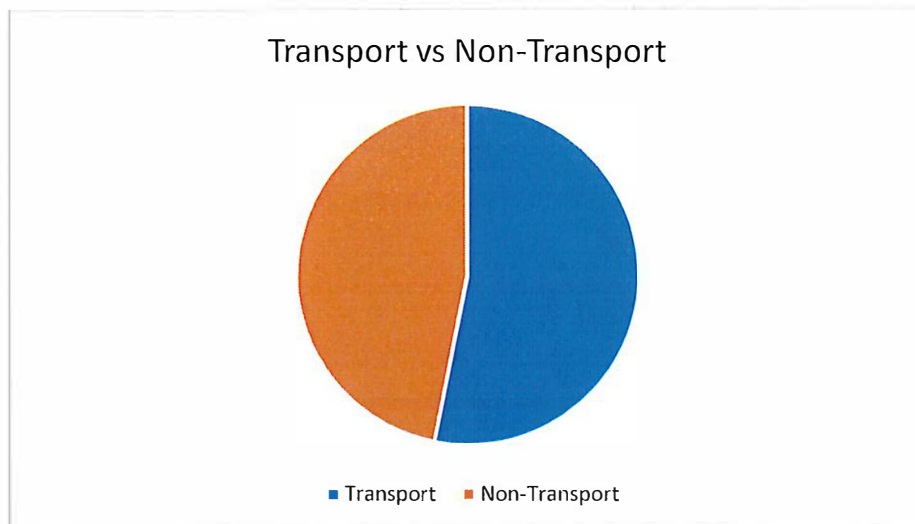
1919 Total Calls

329 Calls in East Whiteland Township



ALS: 264 (80%)

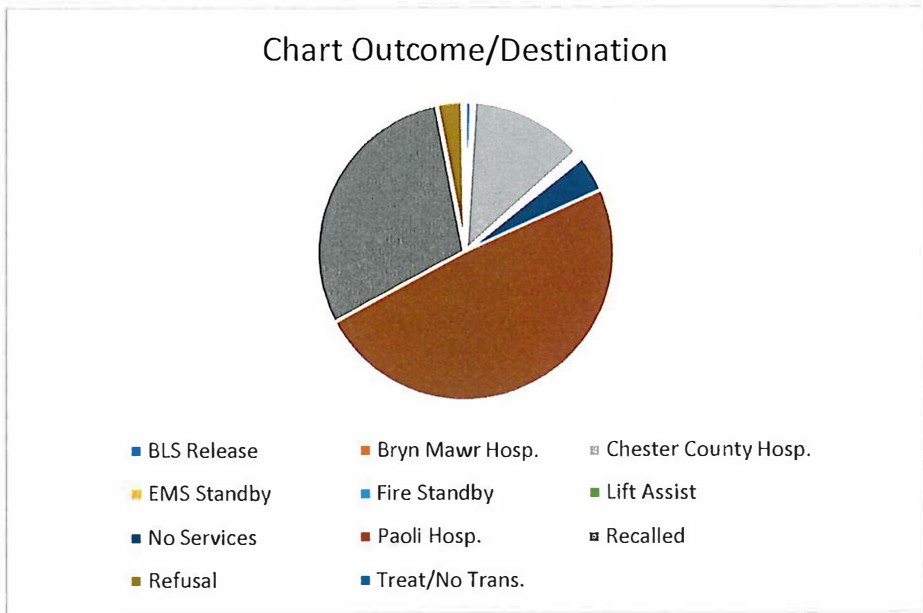
BLS: 65 (10%)



Transport: 203 (62%)

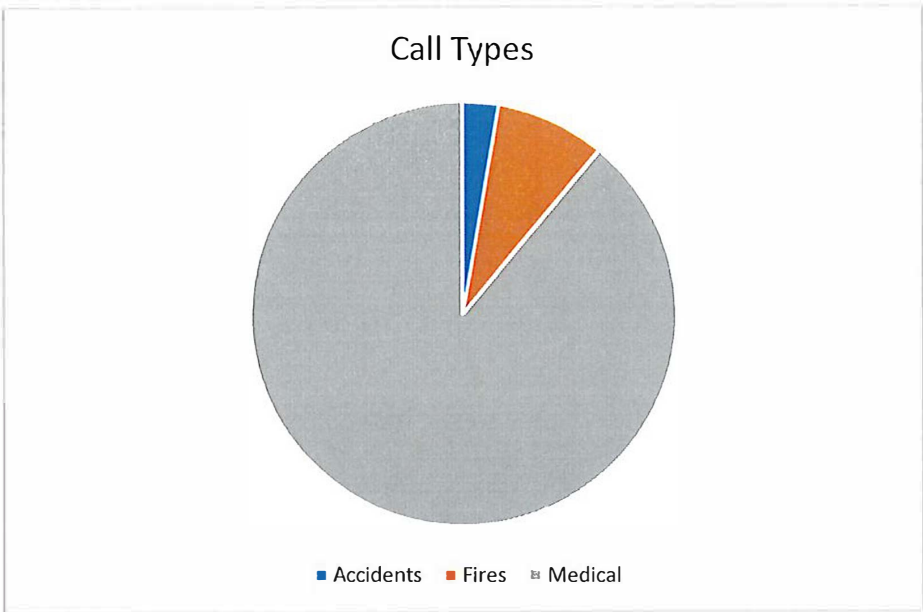
Non-Transport: 126 (38%)

Chart Outcome/Destination



BLS Release:	1	No Services:	13
Bryn Mawr Hosp:	1	Paoli Hospital:	161
Chester County Hosp:	41	Recalled:	98
EMS Standby:	1	Refusal:	7
Fire Standby:	1	Treat/No Transport:	1
Lift Assist:	1		

Call Types

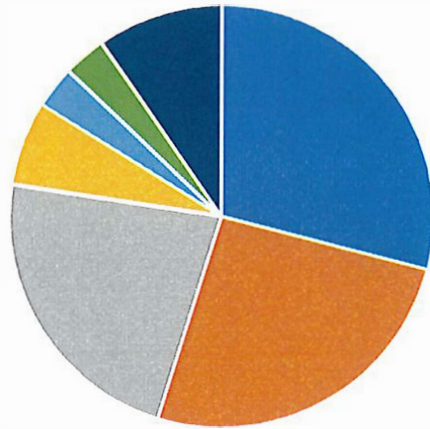


Accidents: 31 (0.5%)

Fires: 10 (0.5%)

Medical: 327 (99%)

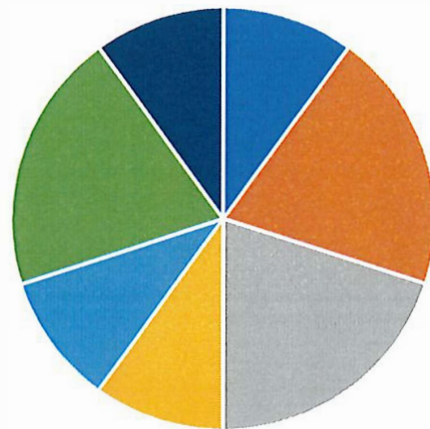
Accident Call Types



■ ACCALS ■ ACCBLS ■ ACCENTRAP ■ ACCFIRE ■ ACCHAZ ■ ACCINJ ■ ACCPED

ACCALS:	9	ACCHAZ:	1
ACCBLS:	8	ACCINJ:	1
ACCENTRAP:	7	ACCPED:	3
ACCFIRE:	2		

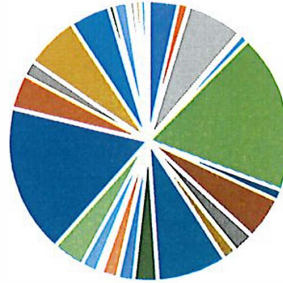
Fire Call Types



■ ALARMCO ■ ALARMFIRE ■ BUILDING ■ ELEVRES ■ GASLKIN ■ HOUSE ■ OTHERRES

ALARMCO:	1	GASLKIN:	1
ALARMFIRE:	2	HOUSE:	2
BUILDING:	2	OTHERRES:	1
ELEVRES:	1		

EMS Call Types



■ AABDPN	■ AALLERG	▣ AARREST	■ AASSINJ	■ ABACKPN
■ ACARDIAC	■ ACHOKNG	■ ACVA	■ ADIABET	■ AEXPOSUR
■ AFALL	■ AHEMORG	■ AHYPOTN	■ AINJ	▣ ALABOR
■ ALARMMED	■ AMENTAL	■ AOD	■ ARESPDF	■ ASEIZUR
▣ ASYNCOP	■ AUNC	■ AUNRESP	■ BDOA	■ BFALL
■ BINJ	▣ BMENTAL	■ BOD	■ BSICK	■ EMSSTBY

AABDPN: 11	AFALL: 26	ASYNCOP: 6
ALLERG: 4	AHEMORG: 9	AUNC: 20
AARREST: 21	AHYPOTN: 6	AUNRESP: 15
AASSINJ: 1	AINJ: 6	BDOA: 2
ABACKPN: 3	ALABOR: 1	BFALL: 5
ACARDIAC: 60	ALARMMED: 1	BINJ: 1
ACHOKNG: 4	AMENTAL: 6	BMENTAL: 2
ACVA: 16	AOD: 12	BOD: 2
ADIABET: 8	ARESPDF: 56	BSICK: 2
AEXPOSUR: 5	ASEIZUR: 13	EMSSTBY: 1



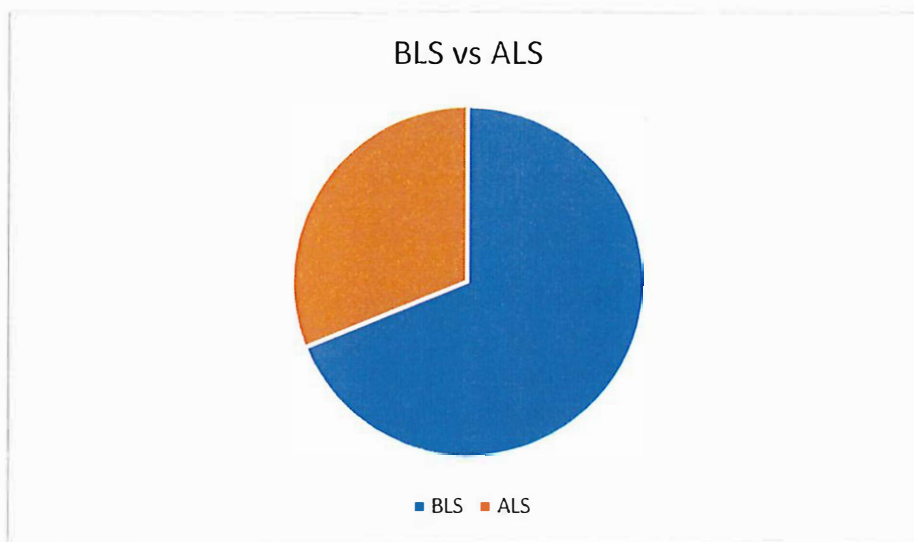
Malvern Fire Company

424 East King Street
Malvern, PA 19355

Main 610-647-0693
Fax 610-647-0249
www.malvernfireco.com

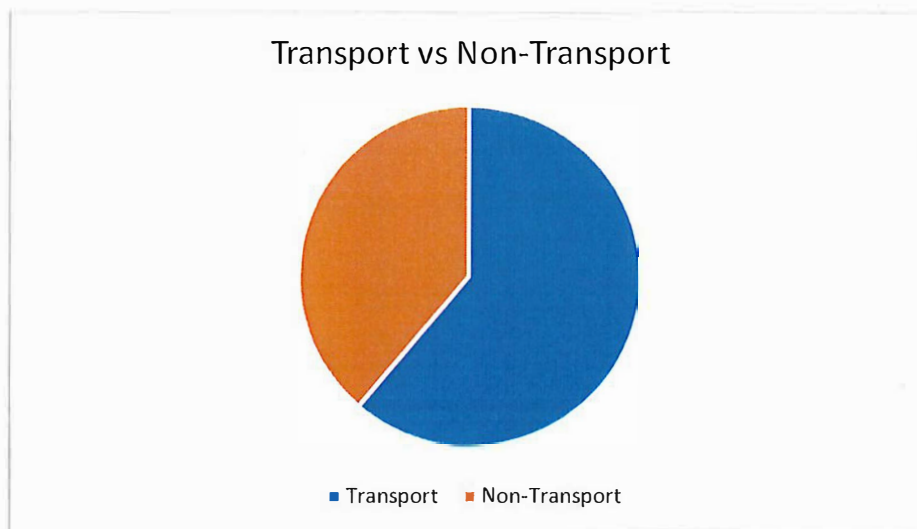
Malvern Fire Company EMS 2021 Call Statistics East Goshen Township

1919 Total Calls



ALS: 1335 (70%)

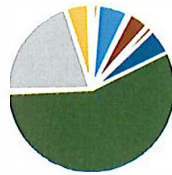
BLS: 584 (30%)



Transport: 1177 (61%)

Non-Transport: 742 (39%)

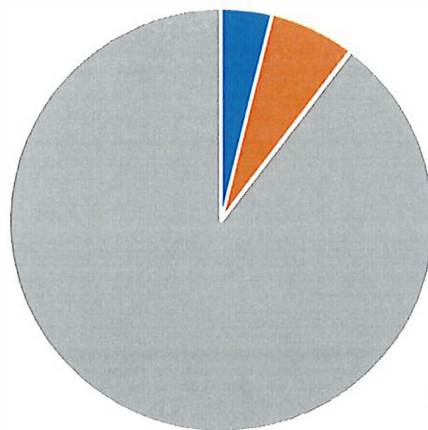
Chart Outcome/Destination



- AI Dupont Hosp.
- Assist
- BLS Release
- Bryn Mawr Hosp.
- Chester County Hosp.
- EMS Standby
- Event Standby
- Fire Standby
- Lankenau Hosp.
- Lift Assist
- No Services
- Paoli Hosp.
- Phoenixville Hosp.
- Public Service
- Recalled
- Refusal
- Riddle Hosp.
- Springfield Hosp.
- Treat/No Trans.

AI Dupont Hosp:	2	Lift Assist:	21
Assist:	1	No Services:	91
BLS Release:	2	Paoli Hospital:	1040
Bryn Mawr Hosp:	18	Phoenixville Hosp.	2
Chester County Hosp:	106	Public Service:	9
EMS Standby:	4	Recalled:	370
Event Standby:	7	Refusal:	82
Fire Standby:	72	Riddle Hospital:	5
Lankenau Hosp:	3	Springfield Hosp:	1
		Treat/No Transport:	5

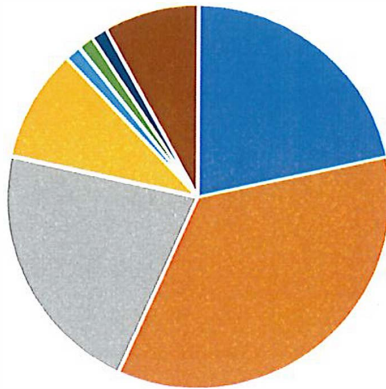
Call Types



- Accidents
- Fires
- Medical

Accidents: 74 (3%) Fires: 125 (7%) Medical: 1720 (90%)

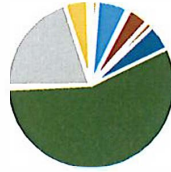
Accident Call Types



■ ACCALS ■ ACCBLS ■ ACCENTRAP ■ ACCFIRE
■ ACCHAZ ■ ACCINJ ■ ACCMC ■ ACCPED

ACCALS:	16	ACCHAZ:	1
ACCBLS:	26	ACCINJ:	1
ACCENTRAP:	16	ACCMC:	1
ACCFIRE:	7	ACCPED:	6

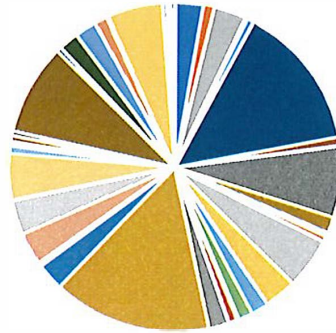
Chart Outcome/Destination



- Al Dupont Hosp.
- Assist
- BLS Release
- Bryn Mawr Hosp.
- Chester County Hosp.
- EMS Standby
- Event Standby
- Fire Standby
- Lankenau Hosp.
- Lift Assist
- No Services
- Paoli Hosp.
- Phoenixville Hosp.
- Public Service
- Recalled
- Refusal
- Riddle Hosp.
- Springfield Hosp.
- Treat/No Trans.

ALARMCO:	12	GASLKOU:	1
ALARMFIRE:	48	HOUSE:	10
ALARMGAS:	2	INVIN:	3
APARTMENT:	1	INVOUT:	3
APPLIANCE:	3	MULCH:	1
BRUSH:	1	OTHERES:	4
BUILDING:	10	OUTBLDG:	1
CHIMNEY:	1	RESDRES:	1
ELECIN:	1	VEHICLE:	2
ELEVRES:	5	WIRES:	4
GASLKIN:	7	WTRRES:	4

EMS Call Types



- | | | | | |
|-----------|------------|------------|-----------|------------|
| ■ AABDPN | ■ AALLERG | □ AARREST | ■ AASSINJ | ■ ABACKPN |
| ■ ABURN | ■ ACARDIAC | ■ ACHOKNG | ■ ACVA | ■ ADIABET |
| ■ ADRWON | ■ AEQUEST | ■ AET | ■ AEXPOSR | ■ AFALL |
| ■ AHEMORG | ■ AHYPOTN | ■ AINJ | ■ ALABOR | ■ ALARMMED |
| □ AOD | ■ ARESPDF | ■ ASEIZUR | ■ ASHOOTG | ■ ASTAB |
| ■ ASYNCOP | ■ AUNC | ■ AUNRESP | ■ BABDPN | ■ BALLERG |
| ■ BASSINJ | ■ BBACKPN | ■ BDOA | ■ BFALL | ■ BHEMORG |
| ■ BINJ | ■ BMENTAL | ■ BOD | ■ BSEIZUR | ■ BSICK |
| ■ BUNKEMS | ■ EMSSTBY | ■ EVNTSDBY | ■ RELOCAT | |

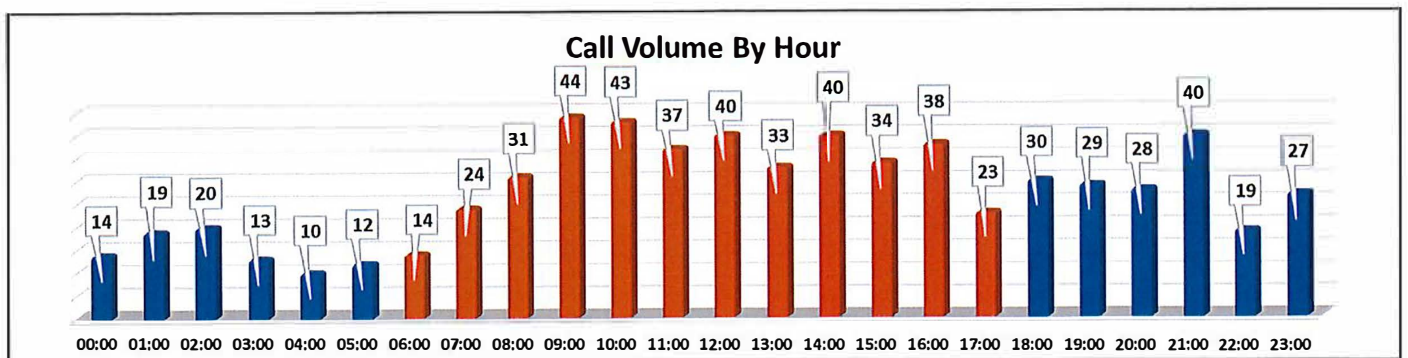
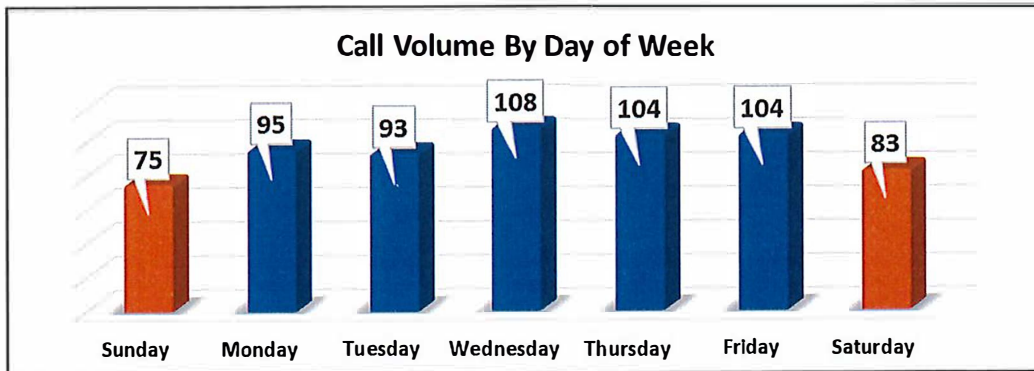
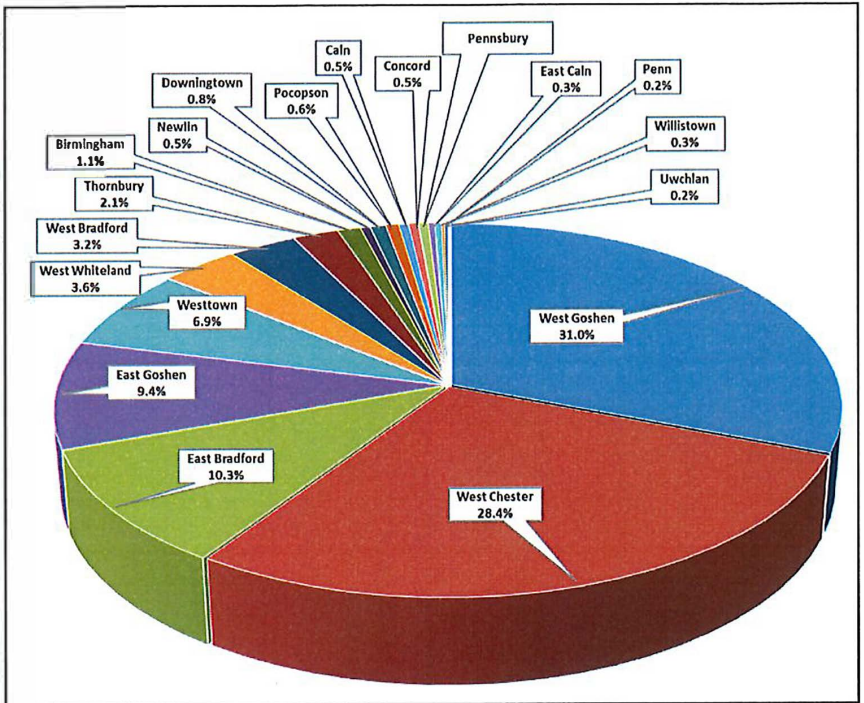
AABDPN: 46	AHYPOTN: 29	BDOA: 8
AALLERG: 18	AINJ: 24	BFALL: 152
AARREST: 54	ALABOR: 2	BHEMORG: 8
AASSINJ: 3	ALARMMED: 15	BINJ: 33
ABACKPN: 11	AMENTAL: 11	BLABOR: 1
BBACKPN: 10	AOD: 34	BMENTAL: 36
ABURN: 1	ARESPDF: 264	BOD: 21
ACARDIAC: 243	ASEIZUR: 46	BSEIZUR: 3
ACHOKNG: 15	ASHOOTG: 4	BSICK: 92
ACVA: 120	ASTAB: 1	BSYNCOP: 2
ADIABET: 27	ASYNCOP: 55	BUNKEMS: 8
ADROWN: 1	AUNC: 58	EMSSTBY: 5
AEQUEST: 1	AUNRESP: 78	EVNTSTBY: 7
AET: 4	BABDPN: 14	RELOCAT: 1
AEXPOSUR: 10	BALLERG: 5	
AFALL: 85	BASSINJ: 1	
AHEMORG: 53	BBACKPN: 10	



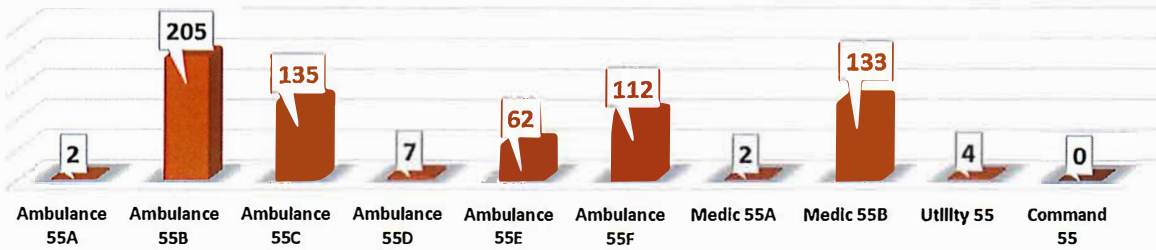
December 2021
OPERATIONS REPORT

CALL VOLUME

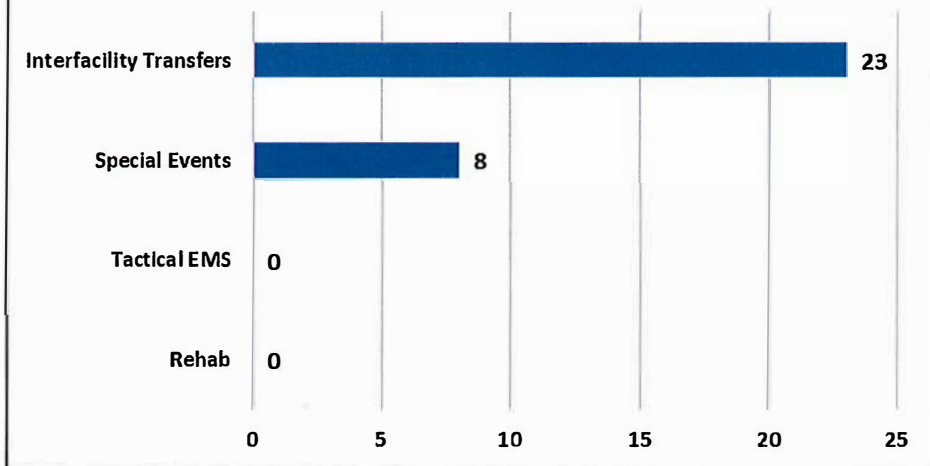
Municipality	Month	% of Calls	YTD
West Goshen	205	31.0%	1889
West Chester	188	28.4%	1917
East Bradford	68	10.3%	678
East Goshen	62	9.4%	601
Westtown	46	6.9%	557
West Whiteland	24	3.6%	283
West Bradford	21	3.2%	248
Thornbury	14	2.1%	173
Birmingham	7	1.1%	73
Newlin	3	0.5%	32
Downingtown	5	0.8%	
Pocopson	4	0.6%	
Caln	3	0.5%	
Concord	3	0.5%	
Pennsbury	3	0.5%	
East Caln	2	0.3%	
Willistown	2	0.3%	
Penn	1	0.2%	
Uwchlan	1	0.2%	
	662		



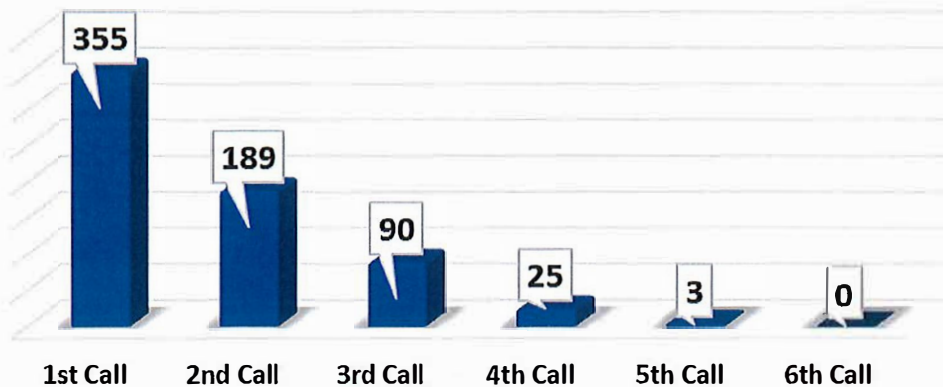
Call Volume By Vehicle



Interfacility Transports & Special Operations



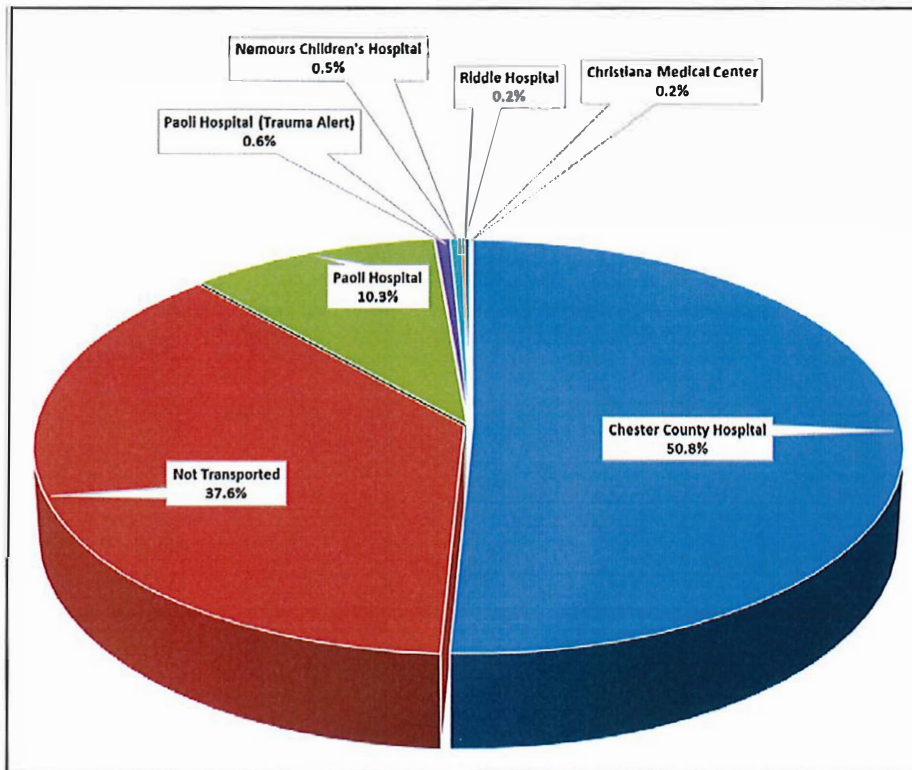
Call Sequence



HOSPITAL DESTINATION INFORMATION

Receiving Hospital	Total	%
Chester County Hospital	336	50.8%
Not Transported	249	37.6%
Paoli Hospital	68	10.3%
Paoli Hospital (Trauma Alert)	4	0.6%
Nemours Children's Hospital	3	0.5%
Riddle Hospital	1	0.2%
Christiana Medical Center	1	0.2%
	662	
	Transported: 413	62.4%
	Not Transported: 249	37.6%
	662	

Non-Transport Breakdown	
Refusal	68
Recalled Enroute	29
Recalled On Scene	83
No Services	50
Lift Assist	10
DOA	8
Released to BLS	1
External ALS Assist	0
	249



MISCELLANEOUS CALL INFORMATION

Average Times	
Dispatch To Enroute	01:17
Enroute To On Scene	06:39
On Scene Time	16:22
Transport Time	09:23
ER Wait Time	30:12
Dispatch To Available	48:44

Alcohol / Drug Suspicion		
	Total	%
Alcohol	34	5.1%
Alcohol and Drugs	4	0.6%
Drugs	9	1.4%
Total:	47	7.1%
Unknown / Unable to Determine	37	5.6%

Calls Covering Other Agencies	
Goshen Fire Co.	32
Minquas Fire Co.	11
Longwood Fire Co.	8
Uwchlan Ambulance	5
Concordville Fire Co.	5
Malvern Fire Co.	4
Southern Chester County EMS	1
	66

Responses By Station	
Main Station (Station 55)	482
East Goshen (Station 155)	52
East Bradford (Station 255)	128

West Chester University Calls		
	Total	%
Total WCU Calls	21	3.2%
WCU Calls in West Chester	13	2.0%
WCU Calls in West Goshen	1	0.2%
WCU Calls in East Bradford	7	1.1%

Call Types		
BLS - Sick Person	96	14.5%
ALS - Respiratory Difficulty	78	11.8%
BLS - Fall / Lift Assist	61	9.2%
ALS - Cardiac Problems	43	6.5%
BLS - Emotional Disorder	33	5.0%
ALS - Syncope	31	4.7%
ALS - CVA/Stroke	29	4.4%
BLS - Injured Person	28	4.2%
Accident - BLS	23	3.5%
BLS - Overdose	22	3.3%
ALS - Fall	20	3.0%
BLS - Abdominal Pain	19	2.9%
ALS - Unresponsive Person	14	2.1%
ALS - Abdominal Pain	13	2.0%
ALS - Seizures	12	1.8%
ALS - Unconscious Person	12	1.8%
ALS - Hemorrhaging	11	1.7%
EMS - Stand By - Fire	10	1.5%
ALS - Overdose	9	1.4%
ALS - Allergic/Med Reaction	8	1.2%
ALS - Injured Person	8	1.2%
Alarm - BLS Medical	8	1.2%
BLS - DOA	8	1.2%
ALS - Diabetic Emergency	7	1.1%
ALS - Hypotension	7	1.1%
BLS - Unknown Nature	7	1.1%
ALS - Cardiac/Resp Arrest	5	0.8%
ALS - Emotional Disorder	5	0.8%
BLS - Syncope	5	0.8%
BLS - Back Pain	4	0.6%
Accident - ALS	3	0.5%
Accident - Pedestrian	3	0.5%
BLS - Assault w/Injury	3	0.5%
BLS - Hemorrhaging	3	0.5%
ALS - Back Pain	2	0.3%
ALS - Choking	2	0.3%
Alarm - Carbon Monoxide	2	0.3%
BLS - Seizures	2	0.3%
ALS - Equestrian Injury	1	0.2%
ALS - Maternity/Labor Pains	1	0.2%
Accident - Entrapment	1	0.2%
Accident - Involving Fire	1	0.2%
BLS - Allergic/Med Reaction	1	0.2%
BLS - Maternity/Labor Pain	1	0.2%
	662	

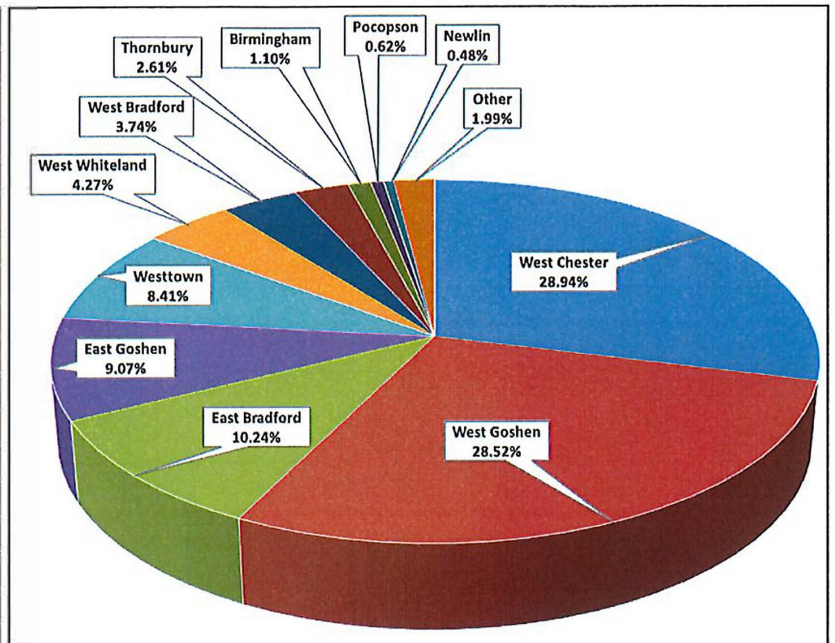


2021

OPERATIONS REPORT

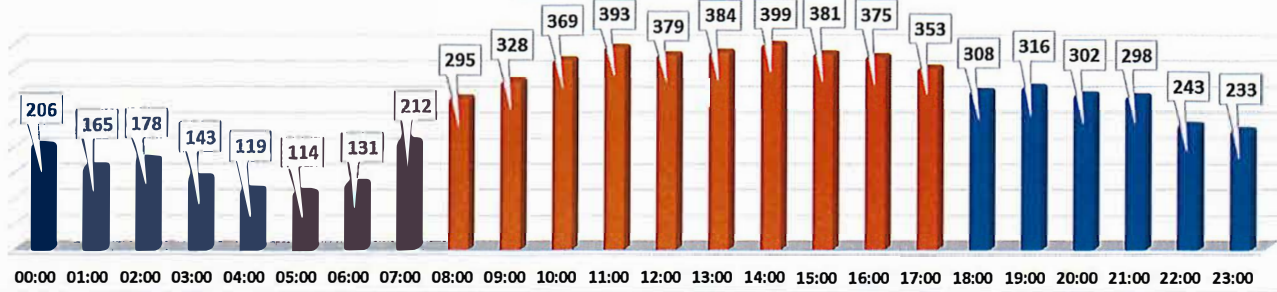
CALL VOLUME

Municipality	Count	% of Calls
West Chester	1917	28.94%
West Goshen	1889	28.52%
East Bradford	678	10.24%
East Goshen	601	9.07%
Westtown	557	8.41%
West Whiteland	283	4.27%
West Bradford	248	3.74%
Thornbury	173	2.61%
Birmingham	73	1.10%
Pocopson	41	0.62%
Newlin	32	0.48%
Willistown	19	0.29%
Downingtown	17	0.26%
Kennett Twp	16	0.24%
Pennsbury	14	0.21%
Uwchlan	12	0.18%
Caln	9	0.14%
East Marlborough	9	0.14%
East Whiteland	9	0.14%
East Caln	7	0.11%
Concord, Delco	6	0.09%
Chadds Ford, DelCo	3	0.05%
Avondale	1	0.02%
Bethel, DelCo	1	0.02%
Coatesville	1	0.02%
Kennett Square	1	0.02%
Middletown, DelCo	1	0.02%
Modena	1	0.02%
New Garden	1	0.02%
Newtown, DelCo	1	0.02%
Penn	1	0.02%
West Grove	1	0.02%
West Nantmeal	1	0.02%
	6624	

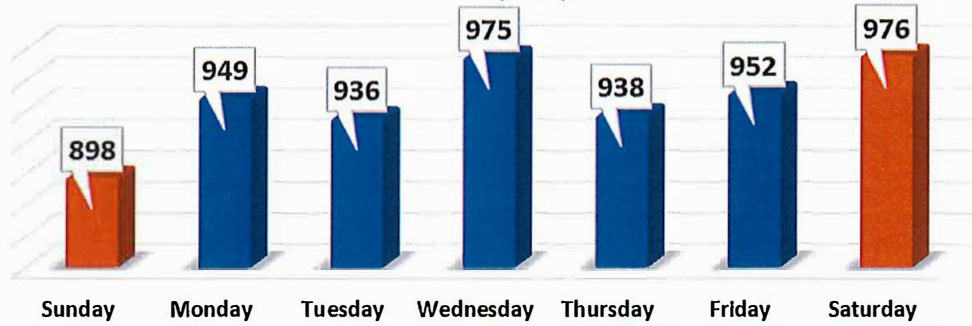


Total Calls Comparison		
2020	2021	+/-
5541	6624	1083
Total Transports Comparison		
2020	2021	+/-
3424	4230	806

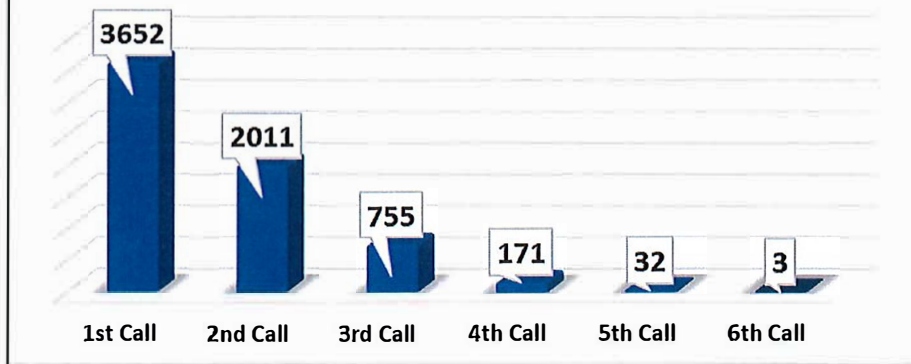
Call Volume By Hour



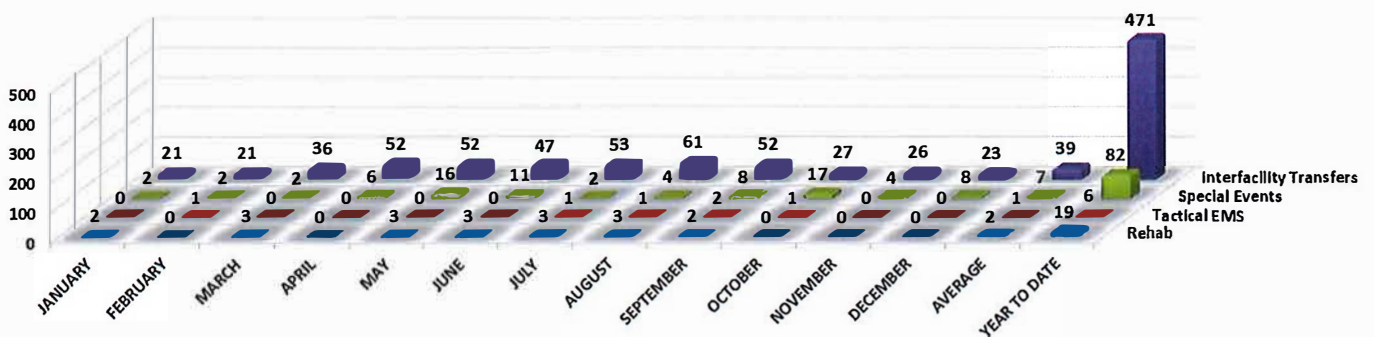
Call Volume By Day of Week



Call Sequence



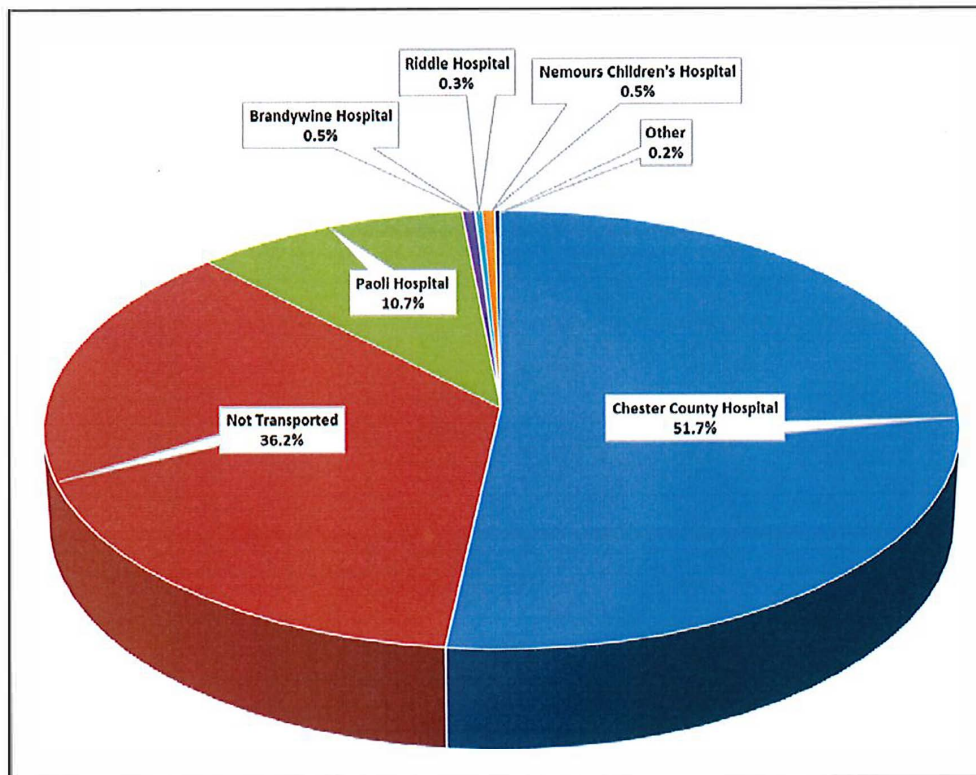
Interfacility Transports & Special Operations



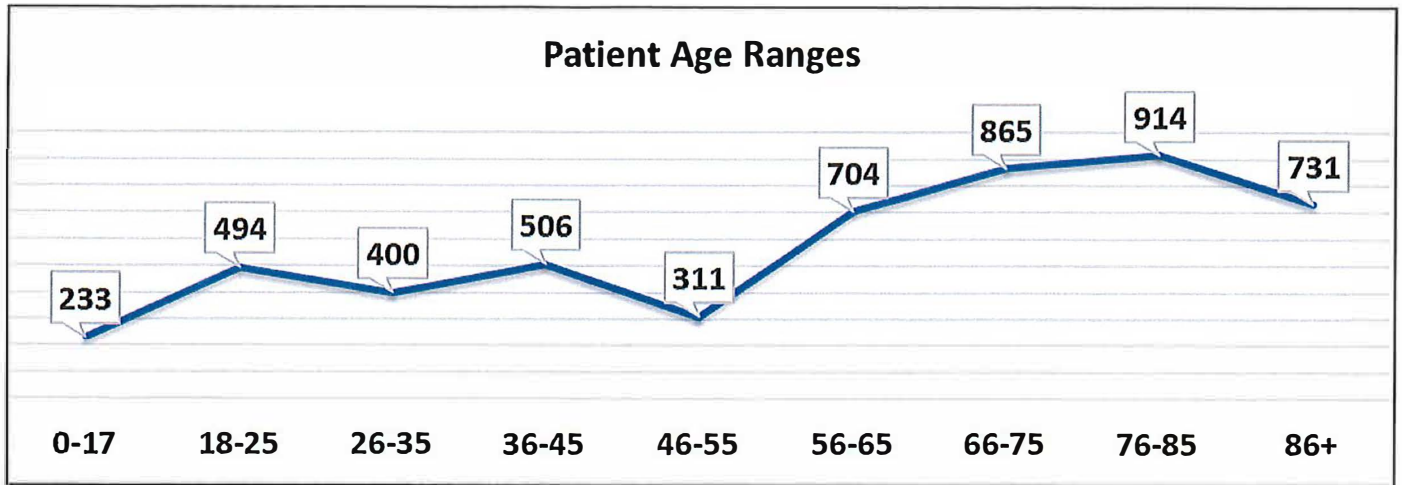
HOSPITAL DESTINATION INFORMATION

Receiving Hospital	Total	%
Chester County Hospital	3427	51.7%
Not Transported	2395	36.2%
Paoli Hospital	646	9.8%
Paoli Hospital (Trauma Alert)	60	0.9%
Brandywine Hospital	32	0.5%
Nemours Children's Hospital	31	0.5%
Riddle Hospital	19	0.3%
Bryn Mawr Hospital	3	0.0%
Christiana Hospital	2	0.0%
Crozer-Chester Medical Center (Burn Center)	2	0.0%
JeffSTAT Critical Care Helicopter	2	0.0%
Penn Presbyterian Medical Center	2	0.0%
Children's Hospital of Philadelphia	1	0.0%
Temple University Hospital	1	0.0%
Lankenau Medical Center	1	0.0%
	6624	
Transported:	4229	63.8%
Not Transported:	2395	36.2%
	6624	

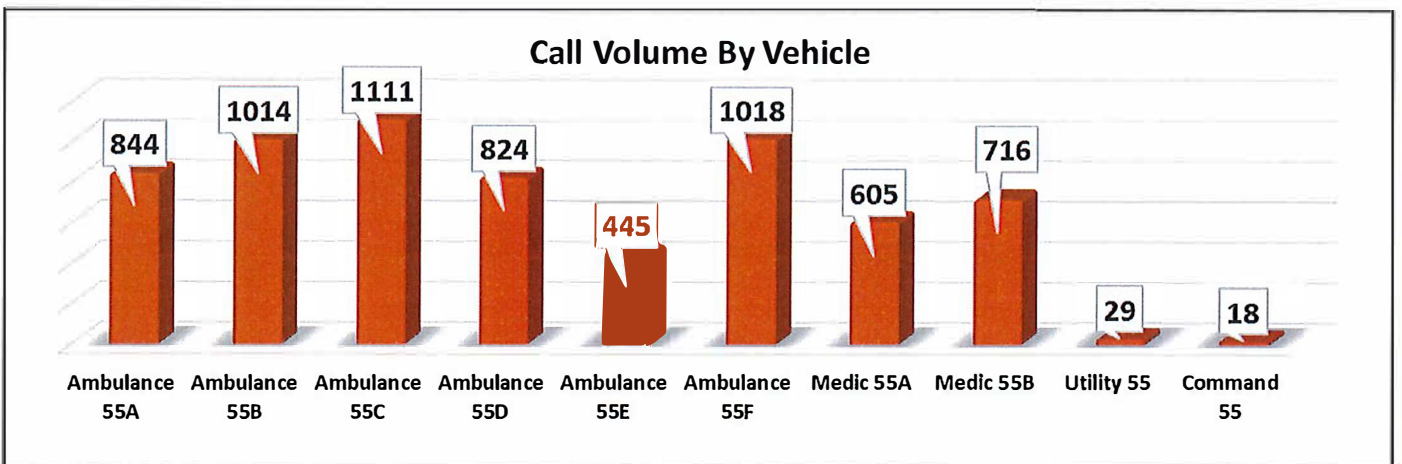
Non-Transport Breakdown	
Refusal	657
Recalled Enroute	354
Recalled On Scene	698
No Services	420
Lift Assist	162
DOA	73
Released to BLS	30
External ALS Assist	1
	2395



PATIENT DEMOGRAPHICS



VEHICLES



RESPONSE DATA

Average Times	
Dispatch To Enroute	01:20
Enroute To On Scene	06:45
On Scene Time	16:05
Transport Time	09:54
Dispatch To Available	45:38

Responses By Station	
Main Station (Station 55)	5295
East Goshen (Station 155)	604
East Bradford (Station 255)	725

MISCELLANEOUS CALL INFORMATION

West Chester University Calls		
	Total	%
Total WCU Calls	192	2.9%
WCU Calls in West Chester	130	2.0%
WCU Calls in West Goshen	43	0.6%
WCU Calls in East Bradford	19	0.3%

Covering Other Agencies	
Goshen Fire Co	221
Uwchlan Ambulance	87
Longwood Fire Co	80
Minquas Fire Co	44
Concordville Fire Co	38
Malvern Fire Co	32
East Whiteland Fire Co	7
SCCEMS Medic 94	2
Modena Fire Co	2
Riddle Hospital EMS	1
West Grove Fire Co	1
	515

Alcohol / Drug Suspicion		
	Total	%
Alcohol	388	5.9%
Alcohol and Drugs	59	0.9%
Drugs	130	2.0%
Total:	577	8.7%
Unknown / Unable to Determine	338	5.1%

Call Types		
BLS - Sick Person	904	13.6%
BLS - Fall / Lift Assist	613	9.3%
ALS - Respiratory Difficulty	579	8.7%
ALS - Cardiac Problems	576	8.7%
BLS - Injured Person	324	4.9%
BLS - Emotional Disorder	314	4.7%
Accident - BLS	269	4.1%
ALS - CVA/Stroke	243	3.7%
ALS - Syncope	222	3.4%
BLS - Abdominal Pain	193	2.9%
BLS - Overdose	183	2.8%
ALS - Fall	169	2.6%
ALS - Seizures	155	2.3%
EMS - Stand By - Fire	150	2.3%
ALS - Abdominal Pain	142	2.1%
ALS - Overdose	136	2.1%
ALS - Unresponsive Person	135	2.0%
ALS - Unconscious Person	107	1.6%
ALS - Hypotension	98	1.5%
ALS - Diabetic Emergency	89	1.3%
ALS - Hemorrhaging	83	1.3%
ALS - Cardiac/Resp Arrest	79	1.2%
ALS - Injured Person	73	1.1%
BLS - Back Pain	73	1.1%
Alarm - BLS Medical	67	1.0%
BLS - Hemorrhaging	67	1.0%
BLS - DOA	55	0.8%
ALS - Allergic/Med Reaction	52	0.8%
BLS - Unknown Nature	49	0.7%
Accident - ALS	41	0.6%
BLS - Assault w/Injury	41	0.6%
BLS - Syncope	40	0.6%
BLS - Seizures	29	0.4%
ALS - Emotional Disorder	28	0.4%
Accident - Entrapment	27	0.4%
Fire - Water Rescue	26	0.4%
BLS - Allergic/Med Reaction	25	0.4%
ALS - Choking	24	0.4%
Accident - Pedestrian	16	0.2%
Alarm - Carbon Monoxide	16	0.2%
ALS - Back Pain	15	0.2%
ALS - Exposure to Heat/Cold	12	0.2%
Fire - Other Type Rescue	12	0.2%
ALS - Maternity/Labor Pains	11	0.2%
BLS - Maternity/Labor Pain	9	0.1%
EMS - Stand By - Event	9	0.1%
ALS - Assault w/Injury	8	0.1%
BLS - Exposure to Heat/Cold	7	0.1%
ALS - Shooting	5	0.1%
ALS - Stabbing	5	0.1%
Fire - Hazmat	5	0.1%
ALS - Equestrian Injury	4	0.1%
Accident - Involving Fire	3	0.0%
ALS - Burns - Scalding/Other	2	0.0%
ALS - Poisoning	2	0.0%
ALS - Burns - Misc	1	0.0%
ALS - Drowning	1	0.0%
BLS - Burns - Misc	1	0.0%
	6624	

Memo

To: Board of Supervisors
From: Dave Ware
Re: December 2021 Financial Report
Date: January 13, 2022

As of December 31st, net of pass throughs, the general fund had revenues of \$11,453,479 and expenses of \$11,389,773 for a surplus of \$63,706. As of December 31st, the general fund balance was \$5,739,288.

Actual equipment maintenance expenses, summer program salaries, engineering services, building maintenance, and the timing of the Bow Tree Pond I project contributed to a favorable variance versus budget, allowing for additional transfers of \$555K to the Infrastructure Sustainability Fund, Operating Reserve Fund, and Capital Reserve Fund.

Actual revenue finished 7% higher than budget and 9% higher than prior YTD driven by E.I.T. collections, commercial and residential real estate transfers, building inspection/permit fees.

2021 Audit

The auditors are scheduled to do their field work for the 2021 audit the first week of February.

Other funds

- The **State Liquid Fuels Fund** had \$511,488 in revenues and \$511,359 in expenses. The fund balance is \$130.
- The **Capital Reserve Fund** had \$1,490,984 in revenues and \$1,637,616 expenses. The fund balance was \$4,873,286.
- The **Transportation Fund** had \$1,046 in revenues and \$30 in expenses. The fund balance was \$610,352.
- The **Sewer Operating Fund** had \$3,703,781 in revenues and \$3,682,900 in expenses. The fund balance was \$1,021,128.
- The **Refuse Fund** had \$1,074,206 in revenues and \$1,109,535 in expenses. The fund balance was \$494,811.
- The **Bond Fund** had \$620 in revenues and \$397,336 in expenses. The fund balance was \$2,787,907.
- The **Sewer Capital Reserve Fund** had \$290,830 in revenues and \$180,006 in expenses. The fund balance is \$2,361,152.
- The **Operating Reserve Fund** had \$155,139 in revenues and \$414 in expenses. The fund balance is \$2,784,888.
- The **ARPA Fund** had \$949,865 in revenues and \$35,201 in expenses. The fund balance is \$914,664.
- The **Infrastructure Sustainability Fund** had \$339,058 in revenues and \$0 in expenses. The fund balance is \$339,058.

EAST GOSHEN TOWNSHIP

Variance Detail Report As of December 31, 2021 GENERAL FUND

	YTD Budget	YTD Actual	Favorable/ (Unfavorable)	Comments on YTD Variance
REVENUES				
LOCAL ENABLING TAXES				
R.E.PROPERTY TAX (Net)	2,042,809	2,036,543	(6,266)	
REAL ESTATE TRANSFER TAX	675,000	963,967	288,967	Housing Market boom plus Commercial Sales
EARNED INCOME TAXES	5,000,000	5,631,975	631,975	Increased Current and Delinquent Collections
LOCAL SERVICES TAX REVENUE	315,000	352,181	37,181	
SUBTOTAL TAXES	8,032,809	8,984,667	951,858	
SUBTOTAL BUSINESS LICENSE & PERMITS	434,159	424,740	(9,419)	
SUBTOTAL FINES	276,000	45,121	(230,879)	\$219K Police Credit
SUBTOTAL INTEREST EARNINGS	10,000	2,750	(7,250)	
SUBTOTAL RENT	101,273	101,273	0	
SUBTOTAL SHARED REV & ENTITLEMENT	118,403	132,289	13,886	
SUBTOTAL GENERAL GOVERNMENT	36,900	29,563	(7,337)	
SUBTOTAL PUBLIC SAFETY	288,355	361,210	72,855	Building Permits and other fees offset by \$25K Spray Loan Revenue not received
SUBTOTAL CULTURE & RECREATION	165,419	145,109	(20,310)	
SUBTOTAL MISCELLANEOUS REVENUE	148,146	162,702	14,556	
SUBTOTAL TRANSFERS	1,060,871	1,064,056	3,185	
TOTAL REVENUES	10,672,335	11,453,479	781,144	
EXPENSES				
SUBTOTAL GENERAL GOVERNMENT	1,004,964	967,197	37,767	Lower legal services and engineering services
SUBTOTAL TAX COLLECTION	88,498	119,639	(31,141)	Higher EIT Commission from higher revenue
SUBTOTAL GOVERNMENT BLDG & PLANT	214,264	259,578	(45,314)	Lower Twp bldg maintenance/repairs
SUBTOTAL PUBLIC SAFETY	4,654,865	4,444,762	210,103	Lower Police Expense based on monthly budget; \$219K was expense reduction
SUBTOTAL PLANNING & ZONING	400,423	395,445	4,978	
SUBTOTAL RECYCLING	8,119	13,760	(5,641)	
SUBTOTAL SANITATION	239,564	469,210	(229,646)	Numerous Sewer needs and storm damage
SUBTOTAL HIGHWAY - SNOW & ICE REMOVAL	152,794	213,983	(61,189)	Worse winter than anticipated
SUBTOTAL HIGHWAY - SIGNS/MAIN/REPAIR	1,427,640	1,430,310	(2,670)	
SUBTOTAL PARTICIPANT RECREATION	228,210	215,389	12,821	Lower Summer Program salaries
SUBTOTAL PARKS	329,433	279,989	49,444	Lower Equip Main; timing of Bowtree work
SUBTOTAL CONSERVATION & DEVELOPMENT	4,886	471	4,415	
SUBTOTAL HISTORICAL	1,248	914	334	
SUBTOTAL DEBT SERVICE	576,089	576,090	(1)	
SUBTOTAL INSURANCE PREMIUMS	608,147	701,745	(93,598)	Paid January Premium
SUBTOTAL EMPLOYEE BENEFITS	329,974	350,207	(20,233)	Paid January Premium
SUBTOTAL CAPITAL REPLACEMENT TRANSFERS	403,217	951,085	(547,868)	
TOTAL EXPENSES	10,672,335	11,389,773	(717,438)	
RESULTS FROM OPERATIONS	-	63,706	63,706	

SUMMARY OF FUNDS REPORT (AKA "JOE REPORT")
 ALL FUNDS DECEMBER 2021
 * NOTE: GENERAL FUND INCLUDES PASS-THROUGH ACCOUNTS

	GENERAL FUND*	LIQUID FUELS STATE FUND	CAP RESV FUND	TRANSPORT. FUND	SEWER OP. FUND	REFUSE FUND	SEWER CAP RESV FUND	OPERATING RESERVE	INFRASTRUCTURE SUSTAIN	TOWNSHIP FUNDS	MUNICIPAL AUTHORITY	BOND FUND	ARPA FUND
01/01/21 BEGINNING BALANCE	\$5,676,091	\$41	\$5,019,917	\$609,337	\$1,000,248	\$530,140	\$2,250,329	\$2,630,163	\$0	\$17,716,266	\$6,372	\$3,184,623	\$0
RECEIPTS													
310 TAXES	\$9,088,929	\$0	\$0	\$0	\$0	\$0	\$0	\$0	\$0	\$9,088,929	\$0	\$0	\$0
320 LICENSES & PERMITS	\$440,810	\$0	\$0	\$0	\$0	\$0	\$0	\$0	\$0	\$440,810	\$0	\$0	\$0
330 FINES & FORFEITS	\$45,121	\$0	\$0	\$0	\$0	\$0	\$0	\$0	\$0	\$45,121	\$0	\$0	\$0
340 INTERESTS & RENTS	\$104,024	\$454	\$78,952	\$649	\$418	\$165	\$290,830	\$1,022	\$0	\$476,513	\$3	\$620	\$44
350 INTERGOVERNMENTAL	\$373,582	\$510,994	\$878,622	\$0	\$0	\$0	\$0	\$0	\$0	\$1,763,198	\$0	\$0	\$949,821
360 CHARGES FOR SERVICES	\$519,812	\$0	\$0	\$0	\$3,694,337	\$1,070,965	\$0	\$0	\$0	\$5,285,115	\$16,936	\$0	\$0
380 MISCELLANEOUS REVENUES	\$2,090,073	\$0	\$0	\$396	\$181	\$3,075	\$0	\$0	\$0	\$2,093,726	\$2,664	\$0	\$0
390 OTHER FINANCING SOURCES	\$1,068,968	\$0	\$533,410	\$0	\$8,845	\$0	\$0	\$154,117	\$339,058	\$2,104,399	\$269,931	\$0	\$0
	\$13,731,318	\$511,448	\$1,490,984	\$1,046	\$3,703,781	\$1,074,206	\$290,830	\$155,139	\$339,058	\$21,297,809	\$289,534	\$620	\$949,865
EXPENDITURES													
400 GENERAL GOVERNMENT	\$1,632,010	\$0	\$100,475	\$0	\$0	\$0	\$0	\$0	\$0	\$1,732,485	\$0	\$0	\$35,201
410 PUBLIC SAFETY	\$6,748,144	\$0	\$0	\$0	\$0	\$0	\$0	\$0	\$0	\$6,748,144	\$0	\$0	\$0
420 HEALTH & WELFARE	\$181,537	\$0	\$0	\$0	\$0	\$0	\$0	\$0	\$0	\$181,537	\$0	\$2,583	\$0
426 SANITATION & REFUSE	\$0	\$0	\$0	\$0	\$2,330,182	\$1,109,535	\$0	\$0	\$0	\$3,439,717	\$283,873	\$0	\$0
430 HIGHWAYS,ROADS & STREETS	\$2,113,998	\$511,359	\$232,703	\$30	\$0	\$0	\$0	\$0	\$0	\$2,858,090	\$0	\$0	\$0
450 CULTURE-RECREATION	\$542,036	\$0	\$435,961	\$0	\$0	\$0	\$0	\$0	\$0	\$977,996	\$0	\$394,753	\$0
460 CONSERVATION & DEVELOPMENT	\$1,385	\$0	\$862,321	\$0	\$0	\$0	\$0	\$0	\$0	\$863,706	\$0	\$0	\$0
470 DEBT SERVICE	\$576,090	\$0	\$0	\$0	\$972,380	\$0	\$0	\$0	\$0	\$1,548,469	\$0	\$0	\$0
480 MISCELLANEOUS EXPENDITURES	\$1,317,766	\$0	\$5,052	\$0	\$0	\$0	\$0	\$0	\$0	\$1,322,818	\$0	\$0	\$0
490 OTHER FINANCING USES	\$554,822	\$0	\$1,104	\$0	\$380,338	\$0	\$180,006	\$414	\$0	\$1,116,685	\$414	\$0	\$0
	\$13,667,786	\$511,359	\$1,637,616	\$30	\$3,682,900	\$1,109,535	\$180,006	\$414	\$0	\$20,789,647	\$284,287	\$397,336	\$35,201
2021 SURPLUS/(DEFICIT)*	\$63,533	\$89	(\$146,631)	\$1,016	\$20,881	(\$35,330)	\$110,823	\$154,725	\$339,058	\$508,163	\$5,247	(\$396,716)	\$914,664
CLEARING ACCOUNT ADJUSTMENTS	(\$336)												
12/31/21 ENDING BALANCE	\$5,739,288	\$130	\$4,873,286	\$610,352	\$1,021,128	\$494,811	\$2,361,152	\$2,784,888	\$339,058	\$18,224,092	\$11,620	\$2,787,907	\$914,664

**EAST GOSHEN TOWNSHIP
MEMORANDUM**

TO: BOARD OF SUPERVISORS
FROM: DAVE WARE
SUBJECT: PROPOSED PAYMENTS OF BILLS
DATE: JANUARY 13, 2022

Attached please find the Treasurer's Report for the weeks of December 29, 2021 – January 13, 2022.

The General Fund expenses were routine operating and maintenance expenditures including our January 2022 WEGO Police payment of \$411K, costs for email migration to comply with new cyber security insurance requirements, and to replace a mailbox and post hit during plowing. Total Other Revenue includes our Goshen Fire Company Q4 2021 reimbursement of \$490K.

The Capital Reserve Fund incurred \$677 for the Paoli Pike Trail, but was 100% offset by grant money.

Recommended motion: Madam Chair, I move that we graciously accept the receipts and approve the expenditures as presented in the Expenditure Register and as summarized in the Treasurer's Report.

TREASURER'S REPORT
RECEIPTS AND BILLS

December 29, 2022 - January 13, 2022

GENERAL FUND

Real Estate Tax	\$2,521.28
Earned Income Tax	\$4,000.00
Local Service Tax	\$0.00
Transfer Tax	\$0.00
General Fund Interest Earned	\$193.08
Total Other Revenue	\$501,491.74
Total General Fund Receipts:	\$508,206.10

Accounts Payable	\$512,144.90
<u>Electronic Pmts:</u>	
Credit Card	\$2,663.93
Postage	\$0.00
Debt Service	\$0.00
Payroll	\$152,802.17
Total Expenditures:	\$667,611.00

STATE LIQUID FUELS FUND

Receipts	\$0.00
Interest Earned	\$453.33
Total State Liquid Fuels Receipts:	\$453.33

Accounts Payable	\$0.00
Total Expenditures:	\$0.00

CAPITAL RESERVE FUND

Receipts	\$676.99
Interest Earned	\$125.92
Total Capital Reserve Fund Receipts:	\$802.91

Accounts Payable	\$676.99
Total Expenditures:	\$676.99

TRANSPORTATION FUND

Receipts	\$0.00
Interest Earned	\$46.65
Total Transportation Fund Receipts:	\$46.65

Accounts Payable	\$0.00
Total Expenditures:	\$0.00

SEWER OPERATING FUND

Receipts	\$37,109.20
Interest Earned	\$30.46
Total Sewer Operating Fund Receipts:	\$37,139.66

Accounts Payable	\$26,689.48
<u>Electronic Pmts:</u>	
Credit Card	\$1,381.66
Debt Service	\$0.00
Total Expenditures:	\$28,071.14

REFUSE FUND

Receipts	\$7,665.14
Interest Earned	\$9.22
Total Refuse Fund Receipts:	\$7,674.36

Accounts Payable	\$1,073.93
Credit Card	\$13,409.10
Total Expenditures:	\$14,483.03

BOND FUND

Receipts	\$0.00
Interest Earned	\$53.39
Total Bond Fund Receipts:	\$53.39

Accounts Payable	\$0.00
Total Expenditures:	\$0.00

SEWER CAPITAL RESERVE FUND

Receipts	\$0.00
Interest Earned	\$57.66
Total Sewer Capital Reserve Fund Receipts:	\$57.66

Accounts Payable	\$0.00
Total Expenditures:	\$0.00

OPERATING RESERVE FUND

Receipts	\$0.00
Interest Earned	\$68.05
Total Operating Reserve Fund Receipts:	\$68.05

Accounts Payable	\$0.00
Total Expenditures:	\$0.00

ARPA - COVID RELIEF FUND

Receipts	\$0.00
Interest Earned	\$8.04
Total ARPA - COVID Relief Fund Receipts:	\$8.04

Accounts Payable	\$0.00
Total Expenditures:	\$0.00

Report Date 01/06/22

Expenditures Register
GL-2201-81798

Vendor	Req #	Budget#	Sub#	Description	Invoice Number	Req Date	Check Dte	Recpt Dte	Check#	Amount
01 GENERAL FUND										
1471				WESTTOWN-EAST GOSHEN POLICE						
	67480	1	01410 5300	POLICE GEN.EXPENSE	010122	01/06/22	01/01/22	01/06/22	22370 p	410,751.79
				JANUARY 2022 CONTRIBUTION						
										410,751.79
										410,751.79
										1 Prepays, totaling 410,751.79
										0 Printed, totaling 0.00

FUND SUMMARY

Fund	Bank Account	Amount	Description
01	01	410,751.79	GENERAL FUND
		<u>410,751.79</u>	

PERIOD SUMMARY

Period	Amount
2201	410,751.79
<u>410,751.79</u>	

Legend:
 Expenditures Register Spooling to Windows Printers
 Print those ready to UPDATE
 Sorting by vendor
 Printing for GL Period 2201
 Doing a page break
 MARP05 run by BARBARA 11 : 19 AM

Report Date 01/06/22

Expenditures Register
GL-2201-81800

Vendor	Req #	Budget#	Sub#	Description	Invoice Number	Req Date	Check Dte	Recpt Dte	Check#	Amount
03 CAPITAL RESERVE FUND										
1349				TRAFFIC PLANNING & DESIGN INC.						
67482	1	03460	7403	PAOLI PK.TRAIL - SEGMENT C	INV.#19	01/06/22	01/06/22	01/06/22	1487	225.67
				PAOLI PK.SHARED USE PATH #19						
67482	2	03460	7404	PAOLI PK.TRAIL - SEGMENT D	INV.#19	01/06/22	01/06/22	01/06/22	1487	225.66
				PAOLI PK.SHARED USE PATH #19						
67482	3	03460	7405	PAOLI PK.TRAIL - SEGMENT E	INV.#19	01/06/22	01/06/22	01/06/22	1487	225.66
				PAOLI PK.SHARED USE PATH #19						
										676.99
05 SEWER OPERATING										
3281				INTEGRATED CONTROLS INC.						
67481	1	05422	3700	R.C. STP-MAINT.& REPAIRS	02315-03-00	01/06/22	01/06/22	01/06/22	4967	675.00
				AVEVA SOFTWARE SUPPORT 02/12/22 -						
				02/12/23						
										675.00
										1,351.99
2 Printed, totaling										1,351.99

FUND SUMMARY

Fund	Bank Account	Amount	Description
03	03	676.99	CAPITAL RESERVE FUND
05	05	675.00	SEWER OPERATING
		<u>1,351.99</u>	

PERIOD SUMMARY

Period	Amount
<u>2201</u>	<u>1,351.99</u>
	<u>1,351.99</u>

Legend:

Expenditures Register Spooling to Windows Printers

Print those ready to UPDATE

Sorting by vendor

Printing for GL Period 2201

MARP05 run by BARBARA 11 : 42 AM

Report Date 01/10/22

Expenditures Register
GL-2201-81821

Vendor	Req #	Budget#	Sub#	Description	Invoice Number	Req Date	Check Dte	Recpt Dte	Check#	Amount
01	GENERAL FUND									
2226				21ST CENT.MEDIA NEWS #884433						
67485	1	01401	3400	ADVERTISING - PRINTING	2265735	01/10/22		01/10/22		310.80
				NOTICE - PLANNING SESSION						
67486	1	01401	3400	ADVERTISING - PRINTING	2256239	01/10/22		01/10/22		257.56
				NOTICE - BOS BID SOLICITING						
										568.36
4522				A&A ENTERPRISES LLC						
67487	1	01438	3840	EQUIPMENT RENTAL	4529	01/10/22		01/10/22		2,250.00
				BANDIT RENTAL - 1 WEEK						
										2,250.00
6				ABC PAPER & CHEMICAL INC						
67488	1	01409	3740	TWP. BLDG. - MAINT & REPAIRS	117560	01/10/22		01/10/22		481.92
				MOP HANDLES, FLOOR FINISH & MOP HEADS						
67489	1	01409	3740	TWP. BLDG. - MAINT & REPAIRS	117560A	01/10/22		01/10/22		271.91
				MOP HANDLES, FLOOR FINISH & MOP HEADS						
										753.83
68				AMS APPLIED MICRO SYSTEMS LTD.						
67490	1	01401	3120	CONSULTING SERVICES	68216	01/10/22		01/10/22		1,152.00
				DECEMBER 2021						
67490	2	01414	5001	ZONING IT CONSULTING	68216	01/10/22		01/10/22		28.00
				DECEMBER 2021 - GEO PLAN						
										1,180.00
1657				AQUA PA						
67491	1	01409	3600	TWP. BLDG. - FUEL, LIGHT, WATER	122121 FR	01/10/22		01/10/22		257.43
				00309820 0309820V 11/18-12/17/21 FR						
67492	1	01409	3600	TWP. BLDG. - FUEL, LIGHT, WATER	122121 TB	01/10/22		01/10/22		281.80
				00309828 0309828 11/18-12/17/21 TB						
67493	1	01409	3605	PW BLDG - FUEL,LIGHT,SEWER & WATER	122121 PW	01/10/22		01/10/22		216.50
				00496917 0309798 11/18-12/17/21 PW						
67494	1	01409	3600	TWP. BLDG. - FUEL, LIGHT, WATER	122121 BS	01/10/22		01/10/22		30.96
				00309801 0309801 11/23-12/22/21 BS						
										786.69

Report Date 01/10/22

Expenditures Register
GL-2201-81821

Vendor	Req #	Budget#	Sub#	Description	Invoice Number	Req Date	Check Dte	Recpt Dte	Check#	Amount
2690	67500	1	01413 3000	ASFPM GENERAL EXPENSE CERTIFICATION RENEWAL - MARK GORDON	010422	01/10/22		01/10/22		120.00
										120.00
102	67501	1	01401 3120	B&D COMPUTER SOLUTIONS CONSULTING SERVICES DECEMBER 2021	00003373	01/10/22		01/10/22		2,000.00
										2,000.00
119	67502	1	01401 3210	BEE.NET INTERNET SERVICES COMMUNICATION EXPENSE BEE MAIL ACCOUNTS - JANUARY 2022	202201006	01/10/22		01/10/22		1,000.00
										1,000.00
229	67506	1	01432 2500	CASH, MIRIAM SNOW - MAINTENANCE & REPAIRS REIMBURSEMENT RE: DAMAGED MAILBOX <i>Plow hit mailbox</i>	010722	01/10/22		01/10/22		306.34
										306.34
214	67507	1	01401 3000	CCSIGA GENERAL EXPENSE SUSAN D'AMORE CCSIGA 2022 MEMBER- SHIP RENEWAL	010522	01/10/22		01/10/22		55.00
										55.00
3488	67508	1	01409 3740	CINTAS CORPORATION #287 TWP. BLDG. - MAINT & REPAIRS WEEK END 12/29/21 CLEAN MATS	4106134055	01/10/22		01/10/22		68.55
67508	2	01487 1910	UNIFORMS WEEK END 12/29/21 CLEAN UNIFORMS	4106134055	01/10/22		01/10/22			710.24
67509	1	01409 3740	TWP. BLDG. - MAINT & REPAIRS WEEK END 12/22/21 CLEAN MATS	4105522338	01/10/22		01/10/22			68.55
67509	2	01487 1910	UNIFORMS WEEK END 12/22/21 CLEAN UNIFORMS	4105522338	01/10/22		01/10/22			710.24
										1,557.58
1986	67510	1	01409 3740	CLEAN RIGHT BUILDING SERVICES INC TWP. BLDG. - MAINT & REPAIRS JANITORIAL SERVICE - DECEMBER 2021	CL10224	01/10/22		01/10/22		1,420.65
67510	2	01409 3840	DISTRICT COURT EXPENSES JANITORIAL SERVICE - DECEMBER 2021	CL10224	01/10/22		01/10/22			424.35
67510	3	01409 3740	TWP. BLDG. - MAINT & REPAIRS VACUUMING OF BLACKSMITH SHOP	CL10224	01/10/22		01/10/22			128.00

Report Date 01/10/22

Expenditures Register
GL-2201-81821

Vendor	Req #	Budget#	Sub#	Description	Invoice Number	Req Date	Check Dte	Recpt Dte	Check#	Amount
										1,973.00
296	67512	1	01401 3210	COMCAST 8499-10-109-0028306 COMMUNICATION EXPENSE 0028306 JANUARY 2022	122121	01/10/22		01/10/22		208.18
										208.18
317	67513	1	01437 2460	CONTRACTOR'S CHOICE GENERAL EXPENSE - SHOP WHITE LINE STRIPING PAINT	00265691	01/10/22		01/10/22		65.52
										65.52
3613	67514	1	01486 1560	DELAWARE VALLEY HEALTH TRUST HEALTH, ACCID. & LIFE JANUARY 2022 PREMIUM - MEDICAL/RX	22019	01/10/22		01/10/22		59,936.58
	67514	2	01213 1000	DENTAL INSURANCE W/H JANUARY 2022 PREMIUM - DENTAL	22019	01/10/22		01/10/22		2,160.82
										62,097.40
1876	67515	1	01430 2330	FOLEY INC. VEHICLE MAINT AND REPAIR BITS - MILLHEAD	PS100142947	01/10/22		01/10/22		780.00
										780.00
2442	67516	1	01409 3740	KENT AUTOMOTIVE TWP. BLDG. - MAINT & REPAIRS SCREWS, WASHERS, BOLTS & HEX NUTS	9309081331	01/10/22		01/10/22		223.89
	67516	2	01409 3840	DISTRICT COURT EXPENSES SCREWS, WASHERS, BOLTS & HEX NUTS	9309081331	01/10/22		01/10/22		223.89
	67517	1	01430 2330	VEHICLE MAINT AND REPAIR GLOSS BLACK AEROSOL PAINT	9309096030	01/10/22		01/10/22		158.23
										606.01
739	67518	1	01436 3840	KNOX EQUIPMENT RENTALS INC. STORMWATER EQUIPMENT RENTAL TRACK YANMAR DUMPER RENTAL 12/13- 12/15/21	89192.1.4	01/10/22		01/10/22		737.00
										737.00

Mill head

Repair Swale from IDA

Report Date 01/10/22

Expenditures Register
GL-2201-81821

PAGE 4

Vendor	Req #	Budget#	Sub#	Description	Invoice Number	Req Date	Check Dte	Recpt Dte	Check#	Amount
765	67520	1	01409 3740	LEC - LENNI ELECTRIC CORPORATION TWP. BLDG. - MAINT & REPAIRS REPLACE 2 PUMPS - TWP. BLDG. <i>Wet well at building</i>	211230	01/10/22		01/10/22		295.50
										295.50
2861	67522	1	01430 2330	LITTLE INC., ROBERT E. VEHICLE MAINT AND REPAIR PA ST-DEFLECTOR	03-891084	01/10/22		01/10/22		36.99
										36.99
1817	67523	1	01433 2450	LOWES BUSINESS ACCOUNT/GEFC MATERIALS & SUPPLIES - SIGNS	121721	01/10/22		01/10/22		280.77
	67523	2	01437 2460	TREATED LUMBER & QUIKRETE GENERAL EXPENSE - SHOP	121721	01/10/22		01/10/22		494.81
	67523	3	01438 2450	DREMEL BITS, LIQUID NAILS, CHAINSAW SHARPENER, 25' TAPE MEASURE, BITS, JIGSAW & GRINDER KIT MATERIALS & SUPPLIES-HIGHWAYS	121721	01/10/22		01/10/22		820.99
	67523	4	01454 3740	LUMBER, GALVANIZED NAILS, OIL, TREATED LUMBER & QUIKRETE PARK MAINTENANCE & REPAIR LUMBER FOR PICNIC TABLES & BENCHES <i>Chas built 14 Tables</i>	121721	01/10/22		01/10/22		2,155.32
										3,751.89
4509	67525	1	01430 2330	NAPA AUTO PARTS #38707306 VEHICLE MAINT AND REPAIR OIL & AIR FILTERS & FUEL ELEMENTS	68781	01/10/22		01/10/22		67.99
										67.99
1641	67524	1	01430 2330	NAPA AUTO PARTS #38807306 VEHICLE MAINT AND REPAIR SPARK PLUGS	62126	01/10/22		01/10/22		10.64
	67524	2	01430 2330	VEHICLE MAINT AND REPAIR AIR FRESHENER	60916	01/10/22		01/10/22		79.80
	67524	3	01430 2330	VEHICLE MAINT AND REPAIR POWER LUBE	59820	01/10/22		01/10/22		63.48
	67524	4	01430 2330	VEHICLE MAINT AND REPAIR MIRRORS	58640	01/10/22		01/10/22		67.42
	67526	1	01430 2330	VEHICLE MAINT AND REPAIR AIR, FUEL & OIL FILTERS, MOTOR OIL & BRAKLEEN	064813	01/10/22		01/10/22		493.97
	67526	2	01430 2330	VEHICLE MAINT AND REPAIR AIR FILTER & WIPER BLADES	065636	01/10/22		01/10/22		209.90
	67526	3	01430 2330	VEHICLE MAINT AND REPAIR ULTIMATE BEAMS	067038	01/10/22		01/10/22		48.40
	67526	4	01430 2330	VEHICLE MAINT AND REPAIR ULTIMATE BEAMS	067181	01/10/22		01/10/22		59.05

Report Date 01/10/22

Expenditures Register
GL-2201-81821

Vendor	Req #	Budget#	Sub#	Description	Invoice Number	Req Date	Check Dte	Recpt Dte	Check#	Amount
01	GENERAL FUND									
4503	67537	1	01401 3120	SEATRUSTIT LLC CONSULTING SERVICES EMAIL MIGRATION 12/1 - 12/31/21	182	01/10/22		01/10/22		1,081.09
										1,081.09
3373	67538	1	01452 5150	SESAC LLC AMPHITHEATER CONCERTS 2022 MUSIC PERFORMANCE FEE	10536054	01/10/22		01/10/22		513.00
										513.00
3438	67539	1	01452 3050	SPRINGFIELD WORKSHOP INC. EGG HUNT PLASTIC FILLED EGGS	INV-2971011589	01/10/22		01/10/22		1,270.00
										1,270.00
1382	67540	1	01452 3720	UNITED RENTALS INC. HOLIDAY TREE CELEBRATION HANDICAP PORTABLE RESTROOM	201481832-001	01/10/22		01/10/22		445.00
										445.00
2055	67541	1	01411 6000	UNIVEST INSURANCE LLC VOLUNTEER FIREFIGHTER WORKERS COMP VOL.FF - 2022 WORKERS COMP. SERVICE FEE	15365	01/10/22		01/10/22		1,343.00
										1,343.00
2273	67543	1	01409 3605	VERIZON - 0527 PW BLDG - FUEL,LIGHT,SEWER & WATER 12/15/21 - 1/14/22	7504491-121421	01/10/22		01/10/22		213.51
										213.51
2868	67544	1	01409 3840	VERIZON-1420 DISTRICT COURT EXPENSES 12/16/21 - 1/15/22	7504490-121521	01/10/22		01/10/22		85.69
										85.69

Report Date 01/10/22

Expenditures Register
GL-2201-81821

Vendor	Req #	Budget#	Sub#	Description	Invoice Number	Req Date	Check Dte	Recpt Dte	Check#	Amount
1470				WESTTOWN TOWNSHIP						
	67546	1	01410 5310	REGIONAL POLICE BLDG INTEREST JANUARY 2022 INTEREST	011022	01/10/22		01/10/22		1,085.54
	67546	2	01410 5320	REGIONAL POLICE BLDG PRINCIPAL JANUARY 2022 PRINCIPAL	011022	01/10/22		01/10/22		9,122.80
										10,208.34
1983				YALE ELECTRIC SUPPLY CO						
	67547	1	01409 3740	TWP. BLDG. - MAINT & REPAIRS SUREWAY 6V BATTERIES	S119698575.001	01/10/22		01/10/22		43.48
										43.48

Report Date 01/10/22

Expenditures Register
GL-2201-81821

Vendor	Req #	Budget#	Sub#	Description	Invoice Number	Req Date	Check Dte	Recpt Dte	Check#	Amount
05 SEWER OPERATING										
1658				AQUA PA						
67495	1	05420	3602	C.C. COLLECTION -UTILITIES 000305003 0305003 11/24-12/27/21 WW	122921 WW	01/10/22		01/10/22		43.85
67496	1	05422	3601	R.C. COLLEC.-UTILITIES 01533998 1087842 11/23-12/22/21 TWN	122721 TWN	01/10/22		01/10/22		74.08
67497	1	05420	3602	C.C. COLLECTION -UTILITIES 000309826 0309826 11/23-12/22/21 TH	122721 TH	01/10/22		01/10/22		53.79
67498	1	05420	3602	C.C. COLLECTION -UTILITIES 000300141 0300141 11/18-12/27/21 GH	122121 GH	01/10/22		01/10/22		29.69
67499	1	05420	3602	C.C. COLLECTION -UTILITIES 000363541 0357724 11/18-12/27/21 BK	122121 BK	01/10/22		01/10/22		32.57
										233.98
2914				BIG FISH ENVIRONMENTAL SERVICES INC.						
67503	1	05422	4500	R.C. STP-CONTRACTED SERV. SERVICES RE: RCSTP - DECEMBER 2021	21-1231	01/10/22		01/10/22		14,852.68
										14,852.68
151				BLOSENSKI DISPOSAL CO, CHARLES						
67504	1	05422	4502	R.C. SLUDGE-LAND CHESTER SWITCH 20 YDS W/LINER 12/20/21	182549	01/10/22		01/10/22		191.00
67505	1	05422	4502	R.C. SLUDGE-LAND CHESTER SWITCH 20 YDS W/LINER 12/27/21	182573	01/10/22		01/10/22		191.00
										382.00
293				COLONIAL ELECTRIC SUPPLY						
67511	1	05420	3702	C.C. COLLEC.-MAINT. & REPR. ELECTRIC CONTACTOR	14400300	01/10/22		01/10/22		241.45
										241.45
765				LEC - LENNI ELECTRIC CORPORATION						
67519	1	05420	3705	ASHBRIDGE-MAINT.&REPR TROUBLESHOOT & REPAIR PUMPS ASHBRDG	211221	01/10/22		01/10/22		561.00
67521	1	05420	3705	ASHBRIDGE-MAINT.&REPR REPLACE 2 PUMPS - ASHBRIDGE	21129	01/10/22		01/10/22		295.50
										856.50
1082				PIPE DATA VIEW						
67534	1	05420	3704	C.C. COLLECT.-MAINT & REP - I&I CLEAN & TELEWISE SEWER LINES	20820	01/10/22		01/10/22		7,844.40
										7,844.40

Report Date 01/10/22

Expenditures Register
GL-2201-81821

Vendor	Req #	Budget#	Sub#	Description	Invoice Number	Req Date	Check Dte	Recpt Dte	Check#	Amount
05 SEWER OPERATING										
1395	67542	1	05422 3700	USA BLUE BOOK R.C. STP-MAINT.& REPAIRS SETTLEOMETER KITS - FOR LAB	811459	01/10/22		01/10/22		409.39
										409.39
3529	67545	1	05420 3601	VERIZON - 442069312 MODEMS C.C. INTERCEPTOR-UTILITIES 11/25 - 12/25/21 MODEMS	9895899369	01/10/22		01/10/22		120.14
										120.14
										126,333.65
0 Printed, totaling										126,333.65

FUND SUMMARY

Fund	Bank Account	Amount	Description
01	01	101,393.11	GENERAL FUND
05	05	24,940.54	SEWER OPERATING
		126,333.65	

PERIOD SUMMARY

Period	Amount
2201	126,333.65
	126,333.65

Legend:
 Expenditures Register Spooling to Windows Printers
 Print those ready to pay
 Sorting by vendor
 Printing for GL Period 2201
 Doing a page break
 Creating a CSV File
 MARP05 run by BARBARA 1 : 23 PM

Report Date 01/13/22

Expenditures Register
GL-2201-81853

PAGE 1

Vendor	Req #	Budget#	Sub#	Description	Invoice Number	Req Date	Check Dte	Recpt Dte	Check#	Amount
05 SEWER OPERATING										
1393	67557	1	05429 3250	US POSTMASTER ADMIN.- POSTAGE UTILITY BILLING Q1-2022	011322	01/13/22	01/13/22	01/13/22	4976	1,073.94
										1,073.94
06 REFUSE										
1393	67557	2	06427 3250	US POSTMASTER POSTAGE UTILITY BILLING Q1-2022	011322	01/13/22	01/13/22	01/13/22	806	1,073.93
										1,073.93
										2,147.87
2 Printed, totaling										2,147.87

FUND SUMMARY

Fund	Bank Account	Amount	Description
05	05	1,073.94	SEWER OPERATING
06	06	1,073.93	REFUSE
		<u>2,147.87</u>	

PERIOD SUMMARY

Period	Amount
2201	<u>2,147.87</u>
	<u>2,147.87</u>

Legend:
Expenditures Register Spooling to Windows Printers
Print those ready to UPDATE
Sorting by vendor
Printing for GL Period 2201
MARPO5 run by BARBARA 10 : 15 AM

Report Date 01/13/22

Procurement Card Entries

PAGE 1

Per	Budget #	Sub#	Description	Vendr	Vendor Name	Invoice #	Inv Date	Credit	Src	Trx #	#	U
2201			CREDIT CARD PAYMENT									
	06427	4502	WEEK 12/23/21 - 12/30/21	241	C.C. SOLID WASTE AUTHORITY	62527-R	12/31/21	6,819.31	PC	81854	1	
	05422	4502	WEEK 12/23/21 - 12/30/21	241	C.C. SOLID WASTE AUTHORITY	62527-S	12/31/21	724.20	PC	81854	2	
	06427	4502	WEEK 12/16/21 - 12/22/21	241	C.C. SOLID WASTE AUTHORITY	62454-R	12/22/21	6,589.79	PC	81854	3	
	05422	4502	WEEK 12/16/21 - 12/22/21	241	C.C. SOLID WASTE AUTHORITY	62454-S	12/22/21	657.46	PC	81854	4	
	01430	2320	17.50 GALS. DIESEL - OFF ROAD	1161	REILLY & SONS INC	11618300	12/22/21	76.93	PC	81854	5	
	01430	2320	49.80 GALS. DIESEL- OFF ROAD	1161	REILLY & SONS INC	11618298	12/22/21	218.92	PC	81854	6	
	01430	2320	112.70 GALS. GASOLINE	1161	REILLY & SONS INC	11601815-530	12/22/21	307.56	PC	81854	7	
	01430	2320	101.80 GALS. GASOLINE	1161	REILLY & SONS INC	11650532-530	12/29/21	281.38	PC	81854	8	
	01430	2320	307.7 GALS. DIESEL -ON ROAD	1161	REILLY & SONS INC	11601814	12/22/21	800.94	PC	81854	9	
	01430	2320	359.5 GALS. DIESEL - ON ROAD	1161	REILLY & SONS INC	11650531	12/29/21	978.20	PC	81854	10	
								17,454.69				
								17,454.69				

GENERAL LEDGER SUMMARY

GL Account #	Debit	Credit	Description
014XX-XXXX	2,663.93		GENERAL FUND Expense Account
01107-1010		2,663.93	GENERAL FUND Bank Account
054XX-XXXX	1,381.66		SEWER OPERATING Expense Account
05100-1005		1,381.66	SEWER OPERATING Bank Account
064XX-XXXX	13,409.10		REFUSE Expense Account
06100-1005		13,409.10	REFUSE Bank Account

Legend:

Procurement Card Entries Spooling to Windows Printers
 Printing for GL Period 2201
 Printing for Status N
 Creating a CSV Spreadsheet file.
 MARP17 run by BARBARA 11 : 16 AM

MEMO

Date: January 11, 2022
From: Derek Davis, Township Manager
To: Board of Supervisors
Re: Consultant Search – Employee Review Program

During the 2022 budget process, it became apparent to the Finance Director and I that the time may be right to start looking at a revamp of the employee review program and how an annual employee evaluation would tie into compensation. In speaking with board members individually, it seemed that all were in agreement we should take a look at this and have a process in place prior to the 2023 budget process which obviously incorporates employee compensation.

While we believe we can come up with a review process and an actual evaluation sheet internally, we would like to reach out to qualified consultants to help put in place the following:

- A system in which we can tie-in the employee evaluations with compensation decisions
- Appropriate salary bands based on positions
- Appropriate salary ranges for each band based on comparable market analysis

Dave Ware and I will give the consultants some more details to go by but, generally, we would like to keep it somewhat open-ended since they, as experts, may have outside-the-box ideas we are not thinking of currently.

If the board would give the go ahead, we will try to get 3-4 quotes/proposals coupled with a more refined scope to have for your consideration at some point soon.

MOTION: Madam Chair, I make the motion we authorize Township Manager and Finance Director to solicit proposals for HR consulting services focusing on an update to our employee annual review and compensation program.

Memo

To: Board of Supervisors
From: Dave Ware, Director of Finance
Re: A/R Collection
Date: January 12, 2022

After being privileged to be Finance Director of East Goshen Township for the past 8 months, I have become increasingly concerned over our current sewer and refuse balances by delinquency and collection practices, which was enacted via Resolution 2016-44, "A Resolution Establishing the Procedure for the Collection of Sewer and Refuse Account Fees." Our outstanding S/R delinquency balance over 180 days past due is roughly \$90,000. This amount places a burden on existing rate payers who are current when rates are increased to balance each year's annual budget.

In short, our current process allows 180 days delinquency before the collection process is started. This process includes a combination of staff and attorney letters and payment plan offerings, culminating in a lien being filed, scire facias filed and execution of the lien, and the possibility of a sheriff sale to recover funds past due. Currently, the only fee passed onto the delinquent account other than penalty and interest is \$125 for the lien filing which occurs around 8 months delinquent. There is very little incentive for delinquent account owners to pay, while the Township pays the majority of the costs associated for delinquency up front, including the \$125. In 2021, East Goshen Township incurred \$9,278.77 in collection expenses.

I've had discussions with Portnoff Law Associates, Ltd., a Pennsylvania law firm with over 30 years of experience collecting delinquent real estate taxes, sewer and trash fees for municipalities, school districts, and other municipal entities. They currently have over 20 clients in Chester County alone. While their process is similar to our current one, they shift collection fees and costs to delinquent account owners quickly, providing a strong incentive to pay delinquent accounts quickly and pay future obligations on time, resulting in an increase in current collection rates. By comparison, Portnoff's process includes a validation notice (\$25), notice of delinquent claim and fee shifting (\$40 plus @ \$6 certified postage), review of claims and issuance of legal demand letter (\$175), issuance of lien (\$250), issuance of writ of scire facias (\$250), notice of intention to file judgment for want of an answer (\$50), judgment (\$175), and finally sheriff's sale (\$800). All of these fees are passed on to the delinquent account and include responding to telephone and written inquiries; preparing, mailing and monitoring applications for hardship consideration; confirming payment plans in writing; posting and remitting payments; and responding to inquiries into issues raised by delinquent account holders. The quick implementation of fees and communication by a team dedicated for this purpose would, I believe, incentivize prompt payment and set the expectation of a timely payment in the future. Collections are remitted weekly to the Township. There is \$0 cost to the Township assuming we transfer 50+ delinquent accounts. If less, there is flat upfront fee of \$2,000.

If the board is inclined, the motion would be as follows:

DRAFT MOTION: Madam Chairwoman, I make the motion we engage Portnoff Law Associates in the collection of delinquent utility accounts (sewer and refuse), provided that there is \$0 upfront cost to the Township.

MEMO

Date: January 11, 2022
From: Derek Davis, Township Manager
To: Board of Supervisors
Re: Comments Submission to DEP

The Pipeline Task Force is requesting comments be sent from the township to the Department of Environmental Protection (DEP) requesting that Sunoco address specific outstanding issues before their permit is renewed.

The 5 year DEP permit that currently governs the Mariner East Project(s) is set to expire next month. Specifically, the language of the comments would address the following:

- **Cleaning up Marsh Creek Lake.**
- **Shoring up the Exton library and hiking trail.**
- **Providing clean water for those whose wells were damaged.**

Comments must be submitted to DEP by January 24th. If the board is amenable, the following would be the motion:

MOTION: Madam Chair I move we direct the Township Manager to draft and send comments to DEP on behalf of the township to express our belief that the aforementioned items need to be addressed before the Sunoco permit is renewed.

Memorandum

East Goshen Township
1580 Paoli Pike
West Chester, PA 19380
Voice: 610-692-7171
Fax: 610-692-8950
E-mail: mgordon@eastgoshen.org

Date: 1/12/2022
To: Board of Supervisors
From: Mark Gordon, Township Zoning Officer *mb*
Re: SWM O&M Agreement

Dear Board Members:

The Code Department has received the following Stormwater Management Operation and Maintenance agreement for authorization by the Board of Supervisors:

1. 1448 Patterson Ln.

Staff Recommendation:

Staff has reviewed this project and recommends that the Board authorize the Chairman to sign the agreement.

Draft Motion:

Mr. Chairman, I move that the Board authorize the Chairman to sign the storm water management, operation and maintenance agreement for:

1. 1448 Patterson Ln.

Derek Davis

From: [REDACTED] Joe Buonanno
Sent: Monday, January 10, 2022 8:51 PM
To: Michele Truitt; John Hertzog; Cody Bright; David Shuey; mlynch@eastgoshen.org; Derek Davis; Susan D'Amore; David Ware; bowtreecivassoc@gmail.com
Subject: BOS Meeting of 1/3/22 Hicks Family Farm

Madam Chair, Gentlemen Supervisors, I have viewed last week's BOS meeting of 1/3/22....I feel compelled to raise some questions/remarks concerning the status of the Hicks Family Farm problems with East Goshen's Boards/Committees...First...when it is appropriate/possible for a voting member of the BOS to publicly comment or speculate about any member/resident of EG financial size/strength and/or stability.....for any reason. A compatible compromise.....is.....to seize private property through eminent domain.....and/or... to that of a resident being chastised because they are not willing to voluntarily give up their constitutional rights of property ownership. I do believe the BOS should do a revenue accounting audit concerning the benefits East Goshen has received to date and continues to receive... via land sold by the Hicks Family IE. Transfer Taxes, Property Taxes, Business Taxes, Payroll/income taxes retail sales/sales taxes etc etcso on and so forth.... When is it ever enough???? for some members of the BOS...I commend the actions/vote of the majority of the EG BOS to unwind the process of eminent domain relative to the Hicks family farm.....especially since a better less expensive alternative is in place..... I believe the Hicks Family is due an apology for the public comments/actions of Board Members. My hope would be all residents will review the BOS meeting of 1/3/22. I believe my comments should be included in Public Comments Section of the next BOS meeting and or minutes. Thank you for your time and consideration....J Buonanno EG resident....